

**City of Bunker Hill Village
Fiscal Year 2015
Budget Cover Page
September 30, 2014**

This budget will raise more revenue from property taxes than last year's budget by an amount of \$366,710, which is a 8.08 percent increase from last year's budget. The property tax revenue to be raised from new property added to the tax roll this year is \$103,582.

The members of the governing body voted on the budget as follows:

FOR:	Councilman Keith Brown Councilwoman Laurie Rosenbaum	Councilman Jay Janecek
AGAINST:	Councilman John Glover	Councilwoman Susan Schwartz
PRESENT and not voting:	Mayor Jay Williams	
ABSENT:		

Property Tax Rate Comparison

	2014-2015	2013-2014
Property Tax Rate:	\$0.282855/100	\$0.297855/100
Effective Tax Rate:	\$0.267347/100	\$0.287257/100
Effective Maintenance & Operations Tax Rate:	\$0.159743/100	\$0.165201/100
Rollback Tax Rate:	\$0.270270/100	\$0.298525/100
Debt Rate:	\$0.097748/100	\$0.120108/100

Total debt obligation for City of Bunker Hill Village secured by property taxes: \$1,694,406

CITY OF BUNKER HILL VILLAGE

ANNUAL BUDGET FISCAL YEAR 2015

TABLE OF CONTENTS

Budget Message	<i>i-iv</i>
Snapshot of the Budget	1
Budget Structure	2
Budget Notes	3-6
GENERAL FUND Revenues: Pie Chart.....	7
GENERAL FUND Revenues – Adopted Budget.....	8
GENERAL FUND Cash Balance – Year End	9
GENERAL FUND Expenditures: Pie Chart.....	10
GENERAL FUND Expenditures – Adopted Budget.....	11-13
DEBT SERVICE FUND: Tax Rate	14
DEBT SERVICE FUND Revenues & Expenditures - Adopted Budget.....	15
DEBT SERVICE FUND Cash Balance – Year End	16
Property Tax Rates	17
Debt Service Schedule	18
UTILITY FUND Revenues: Pie Chart	19
UTILITY FUND Revenues - Adopted Budget.....	20
UTILITY FUND Cash Balance – Year End.....	21
UTILITY FUND Expenditures: Pie Chart.....	22
UTILITY FUND Expenditures – Adopted Budget.....	23-25
METRO FUND Revenues & Expenditures – Adopted Budget.....	26
METRO FUND Cash Balance – Year End	27
CAPITAL PROJECT SUMMARY for all funds.....	28
Reserve Schedule - General Fund.....	29
Reserve Schedule – Utility Fund.....	30-32
Organizational Chart.....	33
City Map	34

CITY OF

BUNKER HILL VILLAGE

FOUNDED IN 1954



2015 BUDGET

CITY ADMINSTRATOR
KAREN GLYNN

CITY SECRETARY/DIRECTOR OF FINANCE
KELLY JOHNSON



**Jay Williams,
Mayor**



**Keith Brown,
Councilmember
Position 1**



**Susan Schwartz,
Councilmember
Position 2**



**John Glover,
Councilmember
Position 3**



**Jay Janecek,
Councilmember
Position 4**



**Laurie
Rosenbaum,
Councilmember
Position 5**

City of Bunker Hill Village

Honorable Mayor, City Council Members and Residents of Bunker Hill Village:

I am very pleased to present the fiscal year 2015 Budget for the City of Bunker Hill Village. The budget has been prepared in accordance with Local Government Code §102.001 to §102.011 and as a result of our budget discussions and public comments. We have worked diligently to balance the needs of the community, prepare for the future, and sustain operating costs as low as possible always keeping in mind our Mission Statement:

“The Mayor, City Council and Staff of Bunker Hill Village are committed to governing with integrity and fiscal responsibility. We are dedicated to creating a sense of community, ensuring the safety and well-being of our citizens, and preserving our unique character and quality of life so that we can pass on a greater and more beautiful city to future generations.”

Introduction:

The City of Bunker Hill Village, a Type A General Law City, was incorporated in 1954. The City is located in Harris County and is bound on the east by Blalock Road, the south by Memorial Drive, the north by Taylorcrest Road, and a part of the Tealwood area west of Gessner Road. The City of Bunker Hill Village consists of approximately 1,350 single-family dwellings, one privately owned recreational center, two elementary schools, four churches, and one retreat center. The City of Bunker Hill Village currently has eight (8) full-time employees who carry out all city operations. The City contracts with the Memorial Villages Police Department and Village Fire Department for our Public Safety Services. In addition, the City contracts with the Spring Branch Independent School District for tax assessment and collections and with Republic Waste for Trash and Recycling.

The goals for fiscal year 2015 include the following:

- To continue our excellent City services including Police, Fire, Utilities, Public Works, Development Services, Administration, and Customer Service while maintaining a professional and competitive work force.
- To complete projects we started such as the drainage improvements approved in the 2011 Bond Referendum which are underway and will carry over into the new fiscal year.
- To ensure we are sustainable for the future through an investment in our infrastructure management systems developing a long range plan for replacement of our aging infrastructure including our water and wastewater lines, streets, and drainage systems.
- To continue our efforts in communications and ease in customer service launching our new website.
- To continue to maintain and enhance our city with our beautification efforts and implementing updated ordinances.

Fiscal Year:

January 1, 2015 through December 31, 2015.

Budget Overview:

The complete financial plan for the City of Bunker Hill Village consists of five (5) Funds and a Reserve/Replacement Schedule totaling \$9.5 Million:

- General Fund
- Utility Fund
- Debt Service Fund
- Metro Fund
- Bond Fund
- Reserve/Replacement Schedule

BUDGET PREPARATION PROCESS:

Throughout the year, the City Staff work to monitor the budget and provide clear financial reporting. This provides the City Council and the public with evaluating effective, efficient, and responsive municipal services.

The Administrative Team evaluated the current year and looked ahead to the new fiscal year and years beyond. In working with the City Council, the public, and benchmarking with other cities, priorities were developed and projects proposed to meet the needs and expectations for Bunker Hill Village. A preliminary budget was presented to the council at a budget meeting held on August 28, 2014. At that time, the council voted to maintain the current tax rate and to proceed with the public hearings. Two public hearings were scheduled for input on the tax rate on September 16, 2014 and September 23, 2014. An additional public hearing was set for September 29, 2014 to address public concerns that had come forward. A public hearing on the entire budget was held on September 30, 2014.

On September 30, 2014, the council approved the tax rate and the 2015 Budget. The tax rate was set at \$0.282855/\$100. The approved tax rate was a one and a half cent decrease or 5% reduction from the 2013 tax rate (down from the \$0.297855 for 2013).

BUDGETARY OBJECTIVES AND KEY PRINCIPLES:

Included in this document are fundamental values of ultimate importance to the City's long-standing pledge of preserving a thorough budgetary and financial program. Perspectives concerning the preparation of the budget are as follows:

- ◆ **Revenues are projected at a realistic level.** Revenues have been reviewed and are predicted conservatively. The City's tradition is to be careful concerning revenue estimates; therefore, this budget carries on that viewpoint.
- ◆ **City services are prudently funded.** The City's budget provides for essential services to its residents. In addition to these services, we maintain our promise to continue the quality of life our residents are accustomed to.

- ◆ **Public information.** The proposed budget was available for review for at least thirty (30) days prior to the required public hearing. All required legal notices of the hearing were published and posted and the proposed budget was available on the City's website. Additional efforts were also made via the City's email data base to communicate budget information and the public hearings with residents.
- ◆ **Maintenance of sufficient unallocated fund balances and reserves for future distribution.** Unencumbered fund balances are maintained at practical levels in all fund accounts. It is the City's practice to keep sufficient fund balances and working capital to fulfill cash flow needs, while making use of any available funds to reduce additional revenue requirements. An annual review of all fund balances and unallocated funds is performed. During the budget discussions in 2013 the City Council formalized the fund balance for the General Fund at a six month reserve and set the Utility Fund at a three month reserve.
- ◆ **Formal Reserve Schedule.** In budget year 2009 council initiated a formal reserve schedule. This will aid the City to budget and prepare for future capital expenditures. This is one more tool that helps the City build a strong and stable financial foundation.

SALARIES AND BENEFITS:

There is a 5.5% pool for pay increases proposed in the 2015 Budget for City of Bunker Hill Village employees. The City provides employees with a salary and benefits package which includes health, dental, life, and long-term disability insurance, as well as vacation, sick leave, paid holidays, and a retirement plan through the Texas Municipal Retirement System (TMRS).

City employees receive continuing educational benefits which include attendance at classes and/or meetings necessary for obtaining certification and licensing objectives, participation in seminars/conferences, and recognition for their service and longevity.

GENERAL FUND and METRO FUND

* The City's General Fund provides City services including police, fire, streets and drainage, development and construction services, and administration. The General Fund Budget totals \$4.2 Million with the police and fire budgets accounting for \$2.5 Million or 60% of the General Fund. In addition, a capital project is budgeted to provide drainage improvements on Rhett and Tara Streets. The Council approved a contribution to the Street and Drainage Replacement Schedule of \$230,000.

* The City also utilizes funds from Metro. The 2015 Budget includes \$500,000 which includes right-of-way maintenance and an overlay project for Bunker Hill Road.

UTILITY FUND

* The City of Bunker Hill Village provides their own utility services for residents. The City's Utility Fund Budget totals \$3.0 Million and includes the Water, Wastewater, Trash and Recycling Services. The budget includes a rate increase for water and wastewater. The City's trash and recycling fees are proposed to increase as the City negotiates a new contract. The trash and recycling is a contractual obligation and those rates are passed onto residents. The water increase includes an estimated increase for the City of Houston. The City has not increased wastewater rates since 2008. This

increase ensures Bunker Hill Village has a Utility Fund that is self supporting and meets the surface water mandate which includes purchasing water from the City of Houston. In addition, the budget includes a contribution to the Water and Wastewater Replacement Schedule of \$325,000.

DEBT SERVICE FUND:

The City's Debt Service Fund provides the funding to make the City's debt payments. The City currently has \$14.6 Million in Debt as a result of past voter approved bonds. The debt service tax rate is \$.097748 per \$100 which provides payments equaling \$1.8 Million and equates to approximately 1/3 of the ad valorem taxes collected. The Debt Service tax rate was reduced by reducing the Debt Service Fund Balance. In 2009 and again in 2014 the City received a bond rating of "AAA". This honor is shared by only a few other Texas cities. This is another example of how the mayor, city council, and staff have worked hard and continue to work hard to ensure the City of Bunker Hill Village is and remains financially strong.

RESERVE/REPLACEMENT SCHEDULE:

Contributions have been made by the General Fund and Utility Fund for specific items such as facilities, water wells, and storage tanks on a replacement schedule supported by need. Over the last year, the City has begun a program to include water and wastewater lines as well as streets and drainage systems to this schedule. The City has inventoried these assets and in fiscal year 2015, will work to complete an overall asset management and long range plan for our infrastructure.

The following Contributions are budgeted for 2015:


Streets and Drainage: **\$232,000**

Water and Wastewater Lines: **\$325,000**

CONCLUSION:

The budget for fiscal year 2015 continues to symbolize a top quality level of city services for our residents and visitors alike. On behalf of the staff of the City of Bunker Hill Village, we uphold our pledge to continue to inspire trust and confidence in providing these services and look forward to another successful fiscal year ahead.

Cordially,

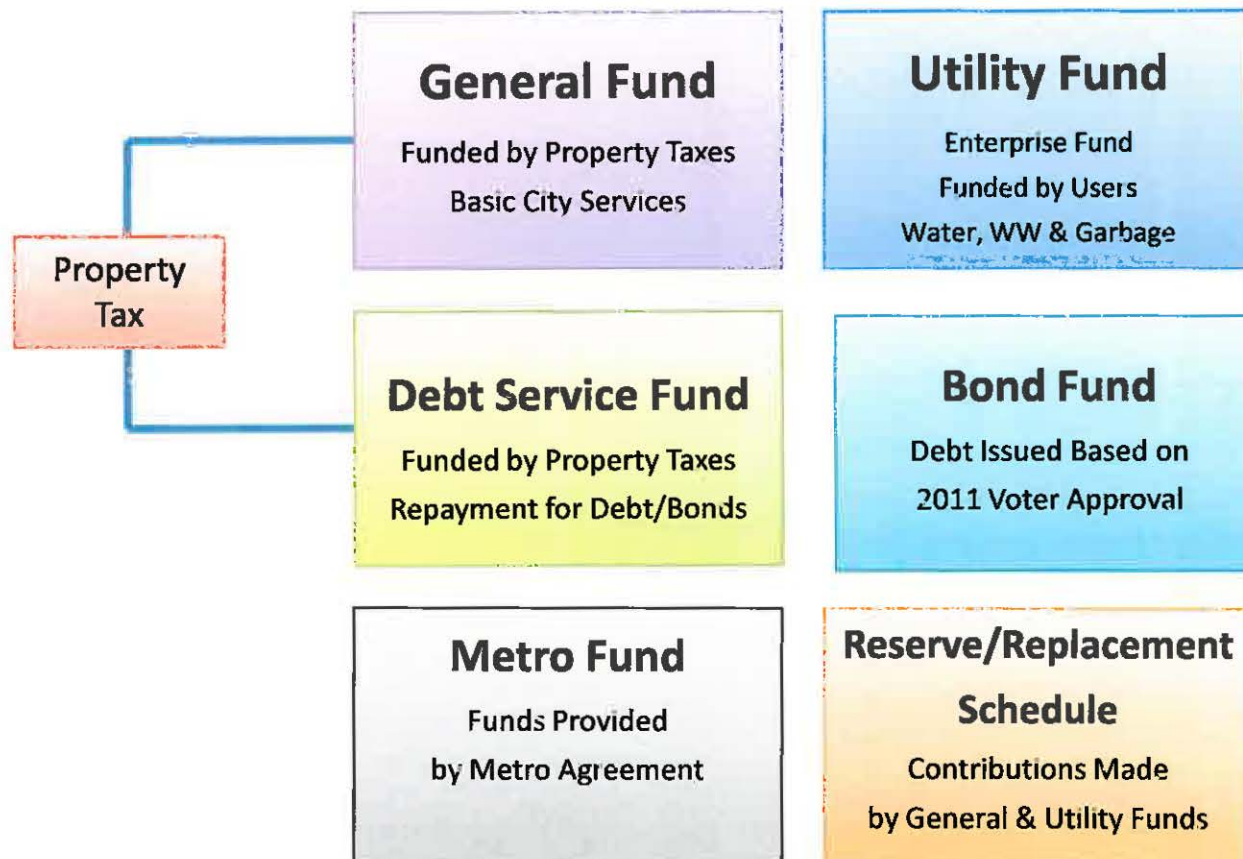


Karen H. Glynn
City Administrator, P.E.

**CITY OF BUNKER HILL VILLAGE
SNAPSHOT OF 2015 ADOPTED BUDGET**

	2011 ACTUAL	2012 ACTUAL	2013 ACTUAL	2014 BUDGET	PROJECTED 2014 ACTUAL	ADOPTED 2015 BUDGET
GENERAL & ADMINISTRATIVE						
<i>TOTAL REVENUES</i>	3,187,125	3,277,560	3,566,248	3,635,581	3,761,876	4,259,050
EXPENDITURES						
POLICE DEPARTMENT	1,266,845	1,352,539	1,435,119	1,495,245	1,535,245	1,563,913
FIRE DEPARTMENT	925,710	900,778	924,319	916,300	916,300	968,501
PERSONNEL	291,326	291,384	327,061	352,600	353,467	373,095
COMMODITIES/MAINT/SUPPORT	223,137	334,050	366,220	505,150	496,168	649,175
CAPITAL OUTLAY	50,802	18,401	109,930	1,160,640	439,950	688,985
<i>TOTAL EXPENDITURES</i>	2,757,820	2,897,152	3,162,649	4,429,934	3,741,130	4,243,669
DEBT SERVICE						
<i>TOTAL REVENUES</i>	1,342,030	1,874,263	1,824,789	1,822,479	1,855,490	1,699,593
<i>TOTAL EXPENDITURES</i>	1,334,368	1,865,069	1,811,076	1,816,391	1,840,632	1,798,406
UTILITY DEPARTMENT						
<i>TOTAL REVENUES</i>	3,013,341	2,639,438	2,761,179	2,927,550	2,752,189	3,159,966
EXPENDITURES						
PERSONNEL	398,411	385,002	408,979	452,350	442,981	489,955
COMMODITIES/MAINT/SUPPORT	794,694	826,904	793,089	919,074	899,366	953,160
WATER PURCHASE COH	620,792	828,509	598,717	663,970	663,000	682,890
WASTE WATER TREATMENT	108,780	159,462	128,217	183,700	133,000	183,000
CAPITAL OUTLAY	597,415	412,103	278,222	794,627	1,032,858	740,083
<i>TOTAL EXPENDITURES</i>	2,520,091	2,611,980	2,207,224	3,013,721	3,171,205	3,049,088
METRO						
<i>TOTAL REVENUES</i>	133,728	131,614	130,701	135,000	130,015	130,015
<i>TOTAL EXPENDITURES</i>	70,572	74,213	545,774	116,350	316,720	468,640
2011 BOND FUND						
<i>TOTAL REVENUES</i>	8,000,262	18,916	5,827	1,000	1,652	0
<i>TOTAL EXPENDITURES</i>	412,565	3,213,476	2,795,650	1,556,000	1,658,121	0
GRAND TOTAL REVENUES	15,676,486	7,941,790	8,288,744	8,521,610	8,501,222	9,248,624
GRAND TOTAL EXPENDITURES	7,095,417	10,661,890	10,522,374	10,932,397	10,727,809	9,559,803

City of Bunker Hill Village Budget Structure



**CITY OF BUNKER HILL VILLAGE
ANNUAL BUDGET
FISCAL YEAR 2015**

NOTES

GENERAL FUND G&A – REVENUE:

G&A Revenues are proposed to increase 17% over the 2014 Budget.

- 01-4120* **Sales Tax Revenues** are utilized to fund services within the General Fund of the City. The local sales tax rate is one percent and is remitted to the City monthly by the State Comptroller of Public Accounts.
- 01-4315* **Permits-Building** – The City continues to stay steady and strong with building and remodeling permits. Bunker Hill Village is surrounded by other cities and is unable to expand its city limits. What new development being permitted is from the few tracks of land that had remained undeveloped or from older homes being torn down and replaced by bigger new homes.
- 01-4210 – 4270* **Court Revenues** are derived from fines collected from citations issued. The Municipal Court Judge sets the fine amounts. Court costs and state fees are determined by the State of Texas and are remitted quarterly as required by law.
- 01-4610* **Child Safety – Harris County** – This is revenue received from the Harris County Tax Assessor’s Office for fees collected from auto license registration. Money received must be used for programs designed to enhance child safety, health, or nutrition, including child abuse prevention and intervention and drug and alcohol abuse programs.
- 01-4930* **Ambulance Fees** – The Village Fire Department collects for ambulance service and distributes fees collected based on the pro-rata shares paid by each City.

GENERAL FUND G&A – EXPENDITURES:

G&A Operating Expenditures are proposed to increase 9% over the 2014 Budget.

- 01-5010* **Wages** – Budgeted in 2015 is a salary pool of 5.5% for market adjustments and annual merit increases. The City operates with eight (8) full-time employees. Also budgeted is \$750 per month for the Mayor plus \$375 per month for each Councilmember. This line item also includes part time judges and prosecutors.

- 01-5020 **Wages-Overtime** – The court and permit clerks are the only two employees eligible for overtime within the General Fund.
- 01-5210 **Retirement-TMRS** – The City’s contribution rate increased from the 2014 rate of 9.59% to 2015 rate of 10.01%. Council has discussed the retirement rate along with the unfunded liability amount and continues to look at alternatives in decreasing the rate and unfunded liability amount. Council did make a change in 2010 to discontinue COLA’s which did decrease the City’s unfunded liability amount. The latest numbers, as of December 31, 2013, show the City of Bunker Hill Village to be 102% funded in the TMRS System.
- 01-5325 - 5350 **Health Insurance** – The 2015 Budget reflects a 20% increase in health care costs.
- 01-8130 **Bank/Credit Charges** - For many years the City has made available payment by credit card for Municipal Court. In the last quarter of 2010, payment by credit card was made available for all fees and services. The banking fees associated with the use of credit cards are included in this line item. With the ease of paying by credit card the City has seen an increase in municipal court payments and positive feedback for the convenience from residents and contractors.
- 01-8250 **Dues/Tuition & Subscriptions** – Includes all seminars, classes, monthly meetings, etc., for Mayor, Council and City Staff.
- 01-8260 **Elections** – In compliance with HAVA (Help America Vote Act), Bunker Hill Village is required to have a handicap accessible voting machine, which can be rented from ES&S at an estimated cost of \$4,200, plus printing of supplies, clerk salaries, publication costs, training, etc.
- 01-8370 **Village Fire Department** provides services to the six villages including Bunker Hill Village. The 2015 Budget contains \$968,501 for Bunker Hill’s contribution. This reflects a 6% increase from the 2014 budgeted amount.
- 01-8650 **Police Department** provides service for three villages including Bunker Hill Village. Bunker Hill Village’s 2015 Budget contribution is \$1,563,913. This represents an increase of 5% from 2014 budget year.
- 01-8720 **Professional Fees – Engineering & Other** – The 2015 Budget contains \$25,000 for on-going engineering, \$5,000 for the annual MS4 Report, \$40,000 for new drainage ordinance review, and \$25,000 for a Public Safety Master Plan Study.
- 01-8760 **Professional Fees – Inspections** – In order to handle the increase in inspections the City has contracted out for most inspections.
- 01-9140 **Capital – Equipment / Building** - The City budgeted \$5,000 for the replacement of the heater in the maintenance building.

01-9170 **Capital – Office Equip/Tech** – Budgeted in both the General Fund and Utility Fund is \$10,000 with each fund splitting the total estimated cost of \$20,000 for continuing the GIS Mapping and Management System. Also budgeted is \$20,000 for updated field accessible permit software.

01-9180 **Capital - Infrastructure** – The 2015 Budget includes \$25,000 for beautification improvements and \$315,000 for drainage enhancements along Tara and Rhett.

01-9250 **Capital Reserve** – The City established in 2009 a formal schedule on the replacement of capital items. An additional \$56,985 will be added to the formal replacement schedule and \$232,000 will be added to the Street and Drainage Infrastructure Reserve.

UTILITY – REVENUE:

Utility Revenues are proposed to increase 8% over 2014 Budget.

04-4410 **Water Sales** – The 2015 Budget does include a utility rate increase. Average residential water bill will increase 11% with the new rate increase.

04-4610 **Solid Waste Fees** – A 3% increase is budgeted with the anticipation of an increase for service in January 2015.

UTILITY – EXPENDITURES:

Utility Operating Expenditures are proposed to increase 4% over 2014 Budget.

04-5010 **Wages** – Budgeted in 2015 is a salary pool of 5.5% for market adjustments and annual merit increases.

04-5210 **Retirement-TMRS** – The City’s contribution rate increased from the 2014 rate of 9.59% to 2015 rate of 10.01%. Council has discussed the retirement rate along with the unfunded liability amount and continues to look at alternatives in decreasing the rate and unfunded liability amount. Council did make a change in 2010 to discontinue COLA’s which did decrease the City’s unfunded liability amount. The latest numbers, as of December 31, 2013, show the City of Bunker Hill Village to be 102% funded in the TMRS System.

04-5325 - 5350 **Health Insurance** – The 2015 Budget reflects a 20% increase in health care costs.

04-8980 **Wastewater Treatment/COH** – The Harris-Galveston Coastal Subsidence District has mandated that Bunker Hill Village convert to 80% surface water and 20% groundwater. The City of Bunker Hill Village currently contracts with the City of Houston for

14,750,000 gallons monthly for surface water. The City of Houston has an annual CPI adjustment every April and based on historical information budgeted is a 3% increase.

04-9170 **Capital Office Equipment/Tech** - Equally budgeted in both the General Fund and Utility Fund is \$10,000 with each fund splitting the total estimated cost of \$20,000 for the GIS Mapping and Management System.

04-9180 **Capital Infrastructure** – General Fund budgeted for drainage enhancements on Tara and Rhett Streets. In the Utility Fund there is budgeted \$15,000 for any utility work that may be needed.

04-9250 **Capital Reserve** – The City established in 2009 a formal schedule on the replacement of capital items. An additional \$390,083 will be added to the formal replacement schedule and \$325,000 will be added to the Water and Wastewater Line Infrastructure Reserve.

METRO – EXPENDITURES:

10-8830 **Streets-Repairs & Maint.** – An additional \$25,000 has been added for bridge support, including notifications and signage, for the Memorial Bridge Replacement Project being done by TxDot.

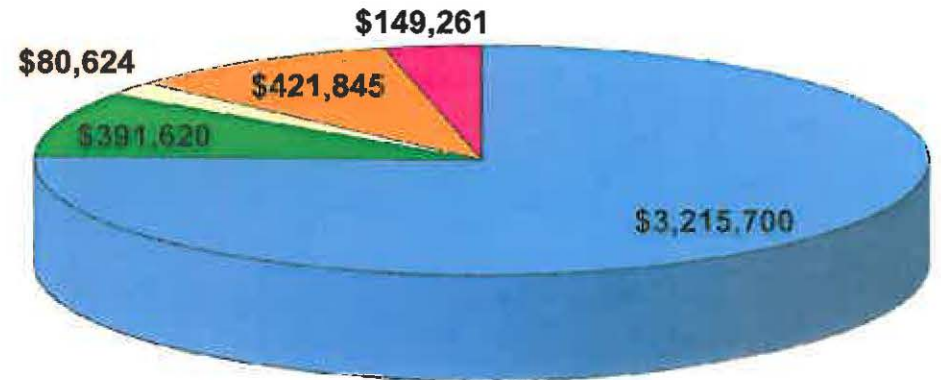
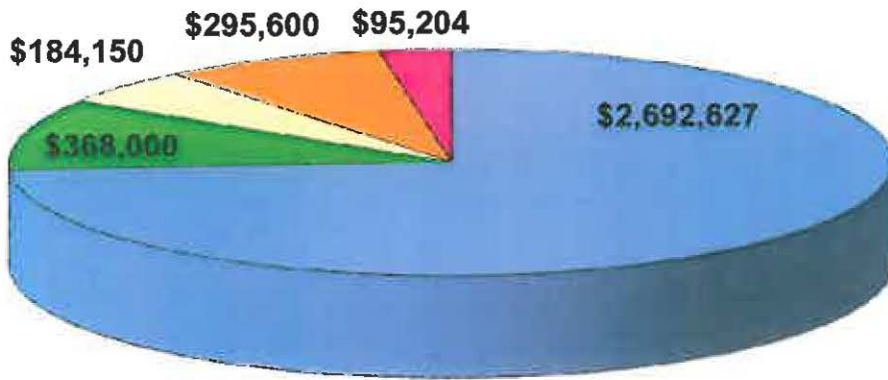
2011 BOND:

Nothing is budgeted in the 2011 Bond Fund. If any expenses incur during the budget year 2015, it will be from on-going construction from 2014 that was not completed.

City of Bunker Hill Village General Fund Revenues

2014 Adopted Budget
Total \$3,635,581

2015 Adopted Budget
Total \$4,259,050



- Property Taxes 74%
- Franchise / Sales Tax 10%
- Court Fees 5%
- Building Permits 8%
- Other income 3%

- Property Taxes 76%
- Franchise / Sales Tax 9%
- Court Fees 2%
- Building Permits 10%
- Other income 3%

**CITY OF BUNKER HILL VILLAGE
2015 ADOPTED BUDGET
ALL FUNDS**

Acct. #	Description	12/31/12 Actual	12/31/13 Actual	2014 Adopted Budget	06/30/14 Actual	Projected EOY Actual @ 6/30/14	2015 Adopted Budget	2014 Budget vs 2015 Budget	
GENERAL FUND									
REVENUES									
G&A									
01	4010	Taxes-Current Year	2,301,168	2,430,590	2,682,127	2,671,090	2,682,127	3,208,700	20%
01	4020	Taxes-Prior Years	2,603	27,971	3,000	547	3,000	2,000	-33%
01	4030	Taxes-Penalty & Interest	7,091	6,724	7,500	26,539	28,000	5,000	-33%
01	4110	Franchise Fees	294,289	316,513	300,000	146,153	315,000	315,000	5%
01	4120	Sales Tax Revenue	67,490	77,225	68,000	41,410	76,000	76,620	13%
01	4210	Court-Fines	157,420	144,393	160,000	57,036	91,836	69,600	-57%
01	4215	Court-Time Pay Fees/City	2,069	2,131	2,050	909	1,496	1,174	-43%
01	4216	Court-Time Pay Fees/Efficiency	514	533	500	227	374	294	-41%
01	4217	Court-OMNI	1,078	1,313	1,200	633	969	674	-44%
01	4220	Court-State Taxes	6,488	9,521	8,050	1,342	4,597	3,824	-52%
01	4225	Court-Child Safety-1015	1,150	675	850	475	775	600	-29%
01	4245	Court-Judicial Support Fund	944	773	850	247	419	344	-60%
01	4250	Court-Officers Pay-Trial Dkts	104	0	100	109	109	100	0%
01	4260	Court-Security Fees	4,812	3,920	4,550	1,250	2,111	1,721	-62%
01	4270	Court-Technology Fund	6,416	5,226	6,000	1,667	2,814	2,294	-62%
01	4280	Piney Point Court	6,400	3,800	0	0	0	0	0%
01	4310	Permits-Animal Licenses	1,405	515	500	385	405	0	-100%
01	4315	Permits-Building	310,441	407,949	295,600	208,075	381,845	421,845	43%
01	4320	Permits-Burglar/Fire Alarms	8,470	8,760	8,350	1,770	8,650	500	-94%
01	4322	False Alarms	500	0	100	0	0	0	-100%
01	4325	Permits - Misc	25	0	100	25	100	100	0%
01	4610	Child Safety - Harris County	4,174	3,883	4,200	2,203	4,000	4,000	-5%
01	4650	Dedication Program			0	2,000	3,000	3,000	0%
01	4910	Interest Income	6,814	8,624	9,300	4,038	8,282	8,500	-9%
01	4920	Miscellaneous Income	22,799	44,321	20,000	36,008	71,966	65,000	225%
01	4930	Ambulance Fees	50,244	48,236	40,000	33,510	58,000	52,160	30%
01	4940	Rent Income	12,654	12,654	12,654	16,001	16,001	16,001	26%
TOTAL GENERAL FUND REV.		3,277,560	3,566,248	3,635,581	3,253,650	3,761,876	4,259,050	17%	

**CITY OF BUNKER HILL VILLAGE
CASH BALANCE AT YEAR ENDING
DECEMBER 31, 2014**

GENERAL FUND

2013

	Cash on Hand @ 12/31/13	\$4,524,147
	Less 2013 Property Tax Revenue	(\$1,020,373)
	Payables	(\$31,158)
	Replacement Reserves	(\$774,920)
	12/31/13 TOTAL	\$2,697,696
	Budget Amendment #5	(\$1,000,000)
	GRAND TOTAL	\$1,697,696

2014

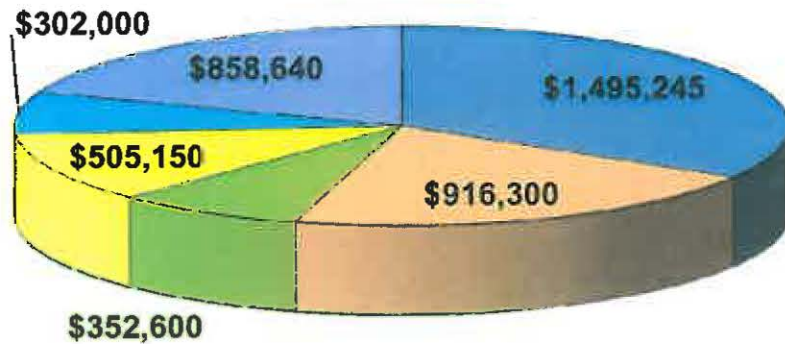
	Cash on Hand @ 6/30/14	5,096,805
	Expected Revenue (July thru Dec. 2014)	\$508,226
	Expected Expenditures (July thru Dec. 2014)	(\$2,003,199)
	Formal Reserves @ 12/31/14	(\$1,817,060)
	Expected Cash on Hand @ 12/31/14	\$1,784,772

(six month operating reserve = \$1.6M)

City of Bunker Hill Village General Fund Expenditures

2014 Adopted Budget

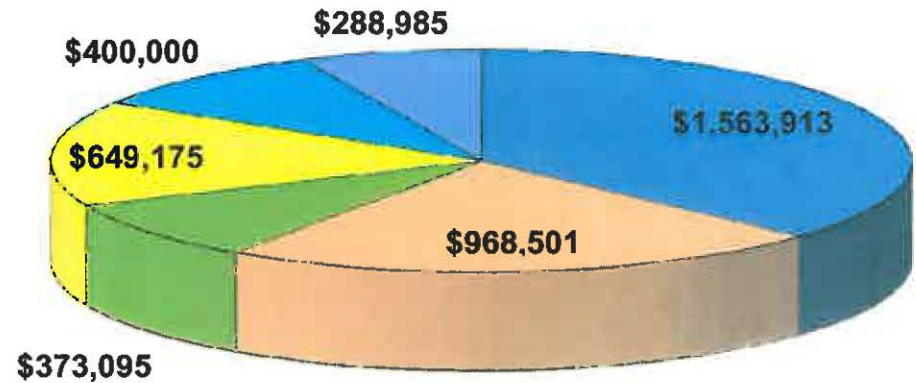
Total \$4,429,934



- Police Dept. 34%
- Fire Dept. 21%
- Personnel 8%
- Commodities/Maint/Support 11%
- Capital Outlays 7%
- Replacement Reserves 19%

2015 Adopted Budget

Total \$4,243,669



- Police Dept. 37%
- Fire Dept. 23%
- Personnel 9%
- Commodities/Maint/Support 15%
- Capital Outlays 9%
- Replacement Reserves 7%

* Established 6 month Fund Balance; transfer overage to reserve

**CITY OF BUNKER HILL VILLAGE
2015 ADOPTED BUDGET
ALL FUNDS**

Acct. #	Description	12/31/12 Actual	12/31/13 Actual	2014 Adopted Budget	06/30/14 Actual	Projected EOY Actual @ 6/30/14	2015 Adopted Budget	2014 Budget vs 2015 Budget
GENERAL FUND								
EXPENSES								
PERSONNEL								
01 5010	Wages	234,486	246,068	278,550	141,363	283,550	289,620	4%
01 5020	Wages-Overtime	795	873	2,000	773	1,546	2,000	0%
01 5110	Payroll Taxes-Medicare	18,315	19,097	21,500	10,574	21,148	22,350	4%
01 5120	Payroll Taxes-TWC	2,066	70	2,350	841	1,500	2,400	2%
01 5210	Retirement-TMRS-Employer	17,329	19,135	21,400	10,961	21,922	23,250	9%
01 5310	Insurance-Workers Comp.	712	887	950	-13	950	975	3%
01 5325	Insurance-Dental	446	519	600	223	447	550	-8%
01 5330	Insurance-Disability	1,092	1,088	1,400	593	1,193	1,450	4%
01 5340	Insurance-Medical	15,773	19,977	22,950	12,025	20,450	29,600	29%
01 5350	Insurance-Life	314	306	400	157	261	400	0%
01 5410	Contract Labor	0	14,381	0	0	0	0	0%
01 5510	Employee Relations	55	4,660	500	0	500	500	0%
	TOTAL PERSONNEL	291,384	327,061	352,600	177,497	353,467	373,095	6%
COMMODITIES								
01 6250	Fuel	522	513	700	92	569	750	7%
01 6410	Landscaping	9,938	10,516	13,000	6,144	13,000	20,000	54%
01 6490	Janitorial	5,484	5,484	5,800	2,842	5,484	5,870	1%
01 6650	Postage	2,626	2,447	4,750	1,039	3,500	3,500	-26%
01 6660	Printing & Stationary	644	2,643	3,000	254	3,000	4,000	33%
01 6730	Supplies-General	2,596	3,286	3,000	1,671	4,000	4,000	33%
01 6740	Supplies-Office	1,222	2,540	4,000	1,312	4,000	4,000	0%
01 6810	Tools & Equipment	504	223	500	0	500	3,000	500%
01 6890	Traffic Signs & Signals	942	1,060	14,000	2,253	6,000	14,000	0%
	TOTAL COMMODITIES	24,477	28,710	48,750	15,607	40,053	59,120	21%
MAINTENANCE								
01 7110	Building Maintenance	3,274	10,072	20,500	5,011	27,500	12,250	-40%

**CITY OF BUNKER HILL VILLAGE
2015 ADOPTED BUDGET
ALL FUNDS**

Acct. #	Description	12/31/12 Actual	12/31/13 Actual	2014 Adopted Budget	06/30/14 Actual	Projected EOY Actual @ 6/30/14	2015 Adopted Budget	2014 Budget vs 2015 Budget
01 7210	Equipment-Communications	190	204	300	0	400	5,000	1567%
01 7220	Equipment-General	250	0	3,500	1,945	2,000	500	-86%
01 7230	Equipment-Office	1,042	1,013	1,500	535	1,400	1,600	7%
01 7410	Vehicles	791	1,487	2,000	12	2,000	7,000	250%
	TOTAL MAINTENANCE	5,546	12,776	27,800	7,503	33,300	26,350	-5%
	SUPPORT SERVICES							
01 8010	Advertising	2,334	2,638	4,000	655	4,000	4,000	0%
01 8050	Appraisal District	35,453	33,578	38,000	16,969	34,083	41,000	8%
01 8060	Tax Assessor-SBISD	8,000	8,000	8,000	8,000	8,000	8,000	0%
01 8090	Bad Debts	0	0	1,000	0	1,000	1,000	0%
01 8130	Bank/Credit Card Charges	4,393	4,499	4,500	2,408	4,816	5,150	14%
01 8140	Child Safety	1,670	5,550	2,000	2,429	3,000	2,000	0%
01 8150	Community Relations	6,679	6,551	8,000	3,170	8,000	8,000	0%
01 8170	Data Processing	8,437	9,426	14,000	5,222	14,000	15,500	11%
01 8210	Delivery Service	0	17	200	0	200	200	0%
01 8250	Dues/Tuition & Subscriptions	6,064	5,878	7,800	1,755	7,000	9,500	22%
01 8260	Elections	300	5,658	8,000	677	1,500	8,000	0%
01 8270	Electricity	2,072	1,989	2,400	909	2,200	2,200	-8%
01 8290	Emergency Management	0	0	500	162	500	500	0%
01 8370	Fire Department	900,778	924,319	916,300	496,329	916,300	968,501	6%
01 8410	Animal Control	296	2,848	2,000	14	2,000	3,000	50%
01 8450	Insurance-General	5,138	5,751	5,500	0	6,211	6,530	19%
01 8530	Meetings	524	1,236	2,000	705	2,000	2,000	0%
01 8610	Court - General	2,452	2,760	3,500	1,449	3,000	3,500	0%
01 8615	Court-Translation	300	0	200	0	0	200	0%
01 8620	Court-Warrant Fees	0	0	200	0	0	200	0%
01 8625	Court-Technology	6,372	9,788	12,000	4,432	12,000	10,000	-17%
01 8626	Court-Security	19,692	3,256	1,000	7,335	8,099	15,500	1450%
01 8650	Police Department	1,352,539	1,435,119	1,495,245	747,623	1,535,245	1,563,913	5%
01 8710	Prof Fees-Audit	15,343	15,496	19,000	14,996	14,996	30,145	59%
01 8720	Prof Fees-Eng. & Other	5,500	16,144	25,000	22,410	40,000	70,000	180%

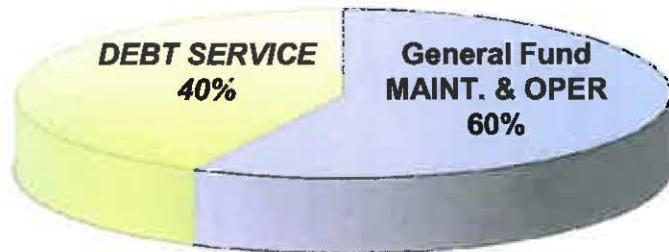
**CITY OF BUNKER HILL VILLAGE
2015 ADOPTED BUDGET
ALL FUNDS**

Acct. #	Description	12/31/12 Actual	12/31/13 Actual	2014 Adopted Budget	06/30/14 Actual	Projected EOY Actual @ 6/30/14	2015 Adopted Budget	2014 Budget vs 2015 Budget
01 8730	Prof Fees-Legal	18,317	26,983	35,000	18,957	35,000	35,000	0%
01 8750	Special Fees/Codification	2,354	4,190	4,500	2,953	2,953	4,500	0%
01 8751	Dedication Program			0	0	3,000	3,000	
01 8760	Prof Fees - Inspections	33,030	80,325	60,000	58,385	111,612	112,000	87%
01 8805	Streets-Mosquito Spraying	7,480	6,600	7,500	3,185	8,500	8,500	13%
01 8810	Streets-Drainage	26,493	9,033	37,000	3,941	20,000	37,000	0%
01 8830	Streets-Repairs	70,235	42,933	100,000	10,143	50,000	100,000	0%
01 8835	Streets-TPDES	2,025	67	2,500	100	2,500	2,500	0%
01 8890	Telephone	9,987	6,057	6,300	2,805	7,645	9,080	44%
01 8930	Travel	3,084	7,484	7,000	1,438	5,000	6,000	-14%
TOTAL SUPPORT SERVICES		2,557,344	2,684,172	2,840,145	1,439,556	2,874,360	3,096,119	9%
TOTAL G&A OPERATING EXP.		2,878,751	3,052,719	3,269,294	1,640,164	3,301,180	3,554,684	9%
CAPITAL OUTLAYS								
01 8720	Prof Fees-Eng. & Other						25,000	
01 9140	Capital - Equip / Building	0	0	12,000	3,610	20,110	5,000	
01 9150	Capital - Mach & Equip	0	0	0	0	0	0	
01 9160	Capital - Vehicles	0	0	0	0	0	0	
01 9170	Capital - Office Equip & Furniture	0	8,102	15,000	2,742	15,000	30,000	
01 9180	Capital - Infrastructure	18,401	101,828	275,000	32,776	346,200	340,000	
01 9250	Capital Reserves	0	0	858,640	0	58,640	288,985	
TOTAL CAPITAL OUTLAYS		18,401	109,930	1,160,640	39,128	439,950	688,985	
TOTAL G & A EXPENSES		2,897,152	3,162,649	4,429,934	1,679,291	3,741,130	4,243,669	-4%
REVENUES OVER/(UNDER) EXP		380,408	403,599	-794,353	1,574,359	20,746	15,381	

City of Bunker Hill Village Tax Rate

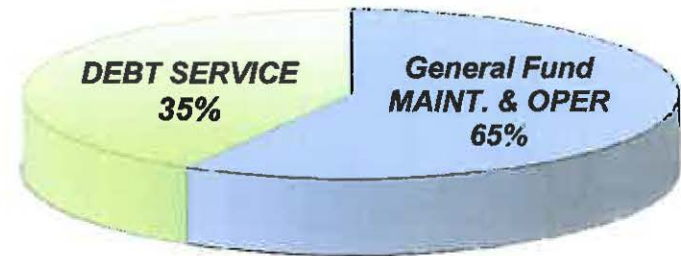
2013 TAX RATE

DEBT SERVICE RATE: .120108
Gen Fund/MAINT.& OPER. RATE: .177747
TOTAL \$.297855



2014 TAX RATE

DEBT SERVICE RATE: .097748 *
Gen Fund/MAINT.& OPER. RATE: .185107
TOTAL \$.282855



* Reduction in Debt Service Fund Balance by
~\$100,000 per year for the next four years.

**CITY OF BUNKER HILL VILLAGE
2015 ADOPTED BUDGET
ALL FUNDS**

Acct. #	Description	12/31/12 Actual	12/31/13 Actual	2014 Adopted Budget	06/30/14 Actual	Projected EOY Actual @ 6/30/14	2015 Adopted Budget	2014 Budget vs 2015 Budget
DEBT SERVICE								
REVENUES								
03 4010	Taxes-Current Year	1,864,735	1,805,663	1,812,379	1,804,921	1,812,379	1,694,393	-7%
03 4020	Taxes-Prior Years	1,752	11,976	1,900	8,973	9,000	1,000	-47%
03 4030	Taxes-Penalty & Interest	5,728	4,957	6,000	16,351	17,000	2,000	-67%
03 4710	Premium	0	0	0	14,911	14,911	0	0%
03 4910	Interest Income	2,048	2,193	2,200	1,189	2,200	2,200	0%
TOTAL DEBT SERVICE REVENUE		1,874,263	1,824,789	1,822,479	1,846,344	1,855,490	1,699,593	-7%
EXPENSES								
SUPPORT SERVICES								
03 8490	Interest Expense	549,598	513,576	482,391	249,008	482,391	409,406	-15%
03 8750	Special Fees	2,500	2,500	4,000	3,000	4,000	4,000	0%
03 9430	Bond Premium	-250,116	0	0	0	0	0	
TOTAL SUPPORT SERVICES		301,982	516,076	486,391	252,008	486,391	413,406	-15%
CAPITAL OUTLAYS								
03 9660	2002 Bond Principal	290,000	0	0	0	0	0	0%
03 9670	2005 Bond Principal	115,000	120,000	125,000	125,000	125,000	0	-100%
03 9680	2009 Bond Principal	525,000	540,000	555,000	555,000	555,000	570,000	3%
03 9690	2011 Bond Principal	280,000	315,000	325,000	325,000	325,000	330,000	2%
03 9695	2012 Bond Principal	0	320,000	325,000	325,000	325,000	335,000	3%
03 9697	2014 Bond Principal						150,000	0%
03 9710	Cost of Issuance	85,772	0	0	24,241	24,241	0	0%
03 9720	Escrow Payment	3,834,690	0	0	0	0	0	0%
03 9730	Refunding Bond Proceeds	-3,675,000	0	0	0	0	0	0%
03 9740	Refunding Debt Payment	107,625	0	0	0	0	0	0%
TOTAL CAPITAL OUTLAYS		1,563,087	1,295,000	1,330,000	1,354,241	1,354,241	1,385,000	4%
TOTAL DEBT SERVICE EXPENSES		1,865,069	1,811,076	1,816,391	1,606,249	1,840,632	1,798,406	-1%
REVENUES OVER/(UNDER) EXP		9,193	13,713	6,088	240,095	14,858	-98,813	

**CITY OF BUNKER HILL VILLAGE
CASH BALANCE AT YEAR ENDING
DECEMBER 31, 2014**

DEBT SERVICE - I & S

2013

	Cash on Hand @ 12/31/13	\$1,260,690
	Less 2013 Property Tax Revenue	(\$689,491)
	12/31/13 TOTAL	\$571,199

2014

	Cash on Hand @ 6/30/14	\$820,523
	Expected Revenue (July thru Dec. 2014)	\$9,146
	Expected Expenditures (July thru Dec. 2014)	(\$234,383)
	Expected Cash on Hand @ 12/31/14	\$595,286

**CITY OF BUNKER HILL VILLAGE
PROPERTY TAX RATES
2000 - 2014**

\$.XX Per \$100 of Valuation.

TAX YEAR	TAXABLE VALUES	M & O		DEBT		TOTAL	
		Rate	Revenue	Rate	Revenue	Rate	Revenue
2014	1,733,429,778	0.185107	3,208,699.86	0.097748	1,694,392.94	0.282855	4,903,092.80
2013	1,523,524,757	0.177747	2,708,019.55	0.120108	1,829,875.12	0.297855	4,537,894.66
2012	1,428,179,061	0.171220	2,445,328.19	0.126635	1,808,574.55	0.297855	4,253,902.74
2011	1,356,274,888	0.170040	2,306,209.82	0.137672	1,867,210.76	0.307712	4,173,420.58
2010	1,318,183,655	0.172147	2,269,213.62	0.100893	1,329,955.04	0.273040	3,599,168.65
2009	1,330,763,057	0.164861	2,193,909.28	0.100001	1,330,776.36	0.264862	3,524,685.65
2008	1,237,913,140	0.167015	2,067,500.63	0.110924	1,373,142.77	0.277939	3,440,643.40
2007	1,116,259,097	0.167279	1,867,267.05	0.122418	1,366,502.06	0.289697	3,233,769.12
2006	1,031,824,977	0.175381	1,809,624.96	0.132563	1,367,818.14	0.307944	3,177,443.11
2005	973,481,031	0.175528	1,708,731.78	0.132416	1,289,044.64	0.307944	2,997,776.43
2004	928,264,099	0.187874	1,743,966.89	0.123273	1,144,299.00	0.311147	2,888,265.90
2003	884,594,263	0.180269	1,594,649.00	0.129098	1,141,994.00	0.309367	2,736,643.00
2002	828,551,854	0.200808	1,663,798.41	0.115273	955,096.58	0.316081	2,618,894.99
2001	774,362,384	0.232015	1,796,636.00	0.086982	673,555.00	0.318997	2,470,191.00
2000	690,066,974	0.234763	1,620,021.00	0.097500	672,815.00	0.332263	2,292,836.00

M & O refers to the portion of the tax rate established by the tax ordinance to be used for Maintenance and Operations of the General Fund activities.

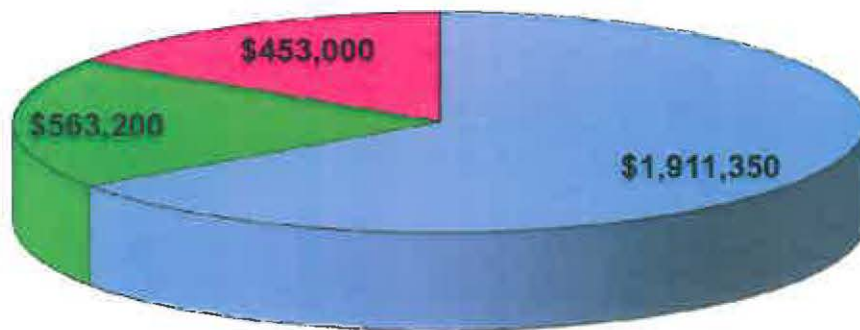
DEBT refers to that portion of the tax rate dedicated by the tax ordinance to be used to retire the current year general obligation debt service, as budgeted in the Debt Service Fund.

**CITY OF BUNKER HILL VILLAGE
DEBT SERVICE SCHEDULE
FOUR YEAR PROJECTION - 2015 THRU 2018**

Bond Description	Due April 1st			Due October 1st			TOTALS		
	Principal	Interest	Total	Princ.	Interest	Total	Principal	Interest	Total
<u>DUE IN 2015</u>									
Series 2009	570,000.00	37,784.38	607,784.38	0.00	29,234.38	29,234.38	570,000.00	67,018.76	637,018.76
Series 2011	330,000.00	106,912.50	436,912.50	0.00	103,612.50	103,612.50	330,000.00	210,525.00	540,525.00
Series 2012	335,000.00	45,450.00	380,450.00	0.00	40,425.00	40,425.00	335,000.00	85,875.00	420,875.00
Series 2014	150,000.00	23,743.75	173,743.75	0.00	22,243.75	22,243.75	150,000.00	45,987.50	195,987.50
TOTALS	1,385,000.00	213,890.63	1,598,890.63	0.00	195,515.63	195,515.63	1,385,000.00	409,406.26	1,794,406.26
<u>DUE IN 2016</u>									
Series 2009	585,000.00	29,234.38	614,234.38	0.00	20,459.38	20,459.38	585,000.00	49,693.76	634,693.76
Series 2011	340,000.00	103,612.50	443,612.50	0.00	100,212.50	100,212.50	340,000.00	203,825.00	543,825.00
Series 2012	350,000.00	40,425.00	390,425.00	0.00	35,175.00	35,175.00	350,000.00	75,600.00	425,600.00
Series 2014	155,000.00	22,243.75	177,243.75	0.00	20,693.75	20,693.75	155,000.00	42,937.50	197,937.50
TOTALS	1,430,000.00	195,515.63	1,625,515.63	0.00	176,540.63	176,540.63	1,430,000.00	372,056.26	1,802,056.26
<u>DUE IN 2017</u>									
Series 2009	610,000.00	20,459.38	630,459.38	0.00	10,546.88	10,546.88	610,000.00	31,006.26	641,006.26
Series 2011	345,000.00	100,212.50	445,212.50	0.00	96,762.50	96,762.50	345,000.00	196,975.00	541,975.00
Series 2012	360,000.00	35,175.00	395,175.00	0.00	29,775.00	29,775.00	360,000.00	64,950.00	424,950.00
Series 2014	160,000.00	20,693.75	180,693.75	0.00	19,093.75	19,093.75	160,000.00	39,787.50	199,787.50
TOTALS	1,475,000.00	176,540.63	1,651,540.63	0.00	156,178.13	156,178.13	1,475,000.00	332,718.76	1,807,718.76
<u>DUE IN 2018</u>									
Series 2009	625,000.00	10,546.88	635,546.88	0.00	0.00	0.00	625,000.00	10,546.88	635,546.88
Series 2011	355,000.00	96,762.50	451,762.50	0.00	93,212.50	93,212.50	355,000.00	189,975.00	544,975.00
Series 2012	370,000.00	29,775.00	399,775.00	0.00	24,225.00	24,225.00	370,000.00	54,000.00	424,000.00
Series 2014	165,000.00	19,093.75	184,093.75	0.00	17,443.75	17,443.75	165,000.00	36,537.50	201,537.50
TOTALS	1,515,000.00	156,178.13	1,671,178.13	0.00	134,881.25	134,881.25	1,515,000.00	291,059.38	1,806,059.38


City of Bunker Hill Village Utility Fund Revenues

2014 Adopted Budget
Total \$2,927,550



- Water Service 65%
- Waste Water Service 19%
- Solid Waste Service 16%

2015 Adopted Budget
Total \$3,159,966



- Water Service 66%
- Waste Water Service 20%
- Solid Waste Service 14%

**CITY OF BUNKER HILL VILLAGE
2015 ADOPTED BUDGET
ALL FUNDS**

Acct. #	Description	12/31/12 Actual	12/31/13 Actual	2014 Adopted Budget	06/30/14 Actual	Projected EOY Actual @ 6/30/14	2015 Adopted Budget	2014 Budget vs 2015 Budget
UTILITY FUND								
REVENUES								
04	4120 Sales Tax Collected	4,432	5,306	4,500	1,569	4,800	5,000	11%
04	4410 Water Sales	1,578,834	1,672,840	1,838,000	650,406	1,667,563	1,991,283	8%
04	4420 Water Taps	54,460	61,500	50,000	26,057	56,033	55,000	10%
04	4510 Waste Water Sales	538,994	546,691	554,700	251,091	537,224	625,893	13%
04	4520 Waste Water Taps	9,965	10,865	8,500	4,050	8,640	9,490	12%
04	4610 Solid Waste Sales	433,233	443,231	453,000	227,265	454,530	455,000	0%
04	4750 Late Payment Fees	13,687	14,593	12,950	5,770	12,000	12,000	-7%
04	4910 Interest Income	5,193	5,796	5,400	2,868	5,600	5,800	7%
04	4920 Miscellaneous Income	639	356	500	3,741	5,800	500	0%
TOTAL UTILITY FUND REVENUE		2,639,438	2,761,179	2,927,550	1,172,817	2,752,189	3,159,966	8%

**CITY OF BUNKER HILL VILLAGE
CASH BALANCE AT YEAR ENDING
DECEMBER 31, 2014**

UTILITY FUND

2013

Cash on Hand @ 12/31/13	\$3,471,301
Less Valley Star Billing	(\$539,622)
Payables	(\$72,998)
Replacement Reserves	(\$1,801,860)
12/31/2013 TOTAL	\$1,056,821

Budget Amendment #6	(\$500,000)
GRAND TOTAL	\$556,821

2014

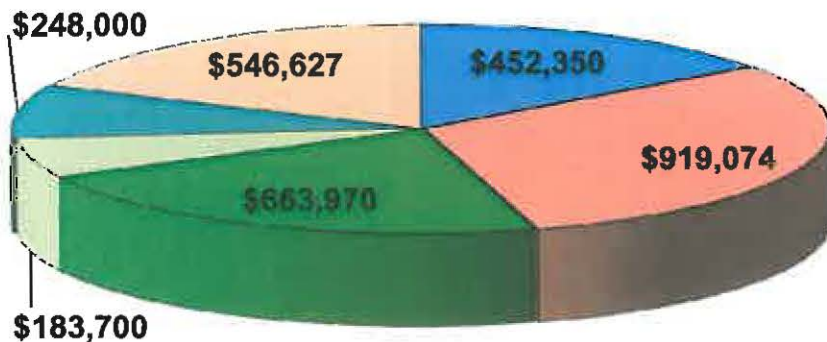
Cash on Hand @ 06/30/2014	3,404,435
Expected Revenue (July thru Dec. 2014)	1,579,372
Expected Expenditures (July thru Dec. 2014)	(1,758,380)
Expected Valley Star @ 12/31/14	(588,102)
Formal Reserves @ 12/31/14	(2,165,990)
Expected Cash on Hand @ 12/31/14	\$471,335

(three month operating reserve = \$500K)

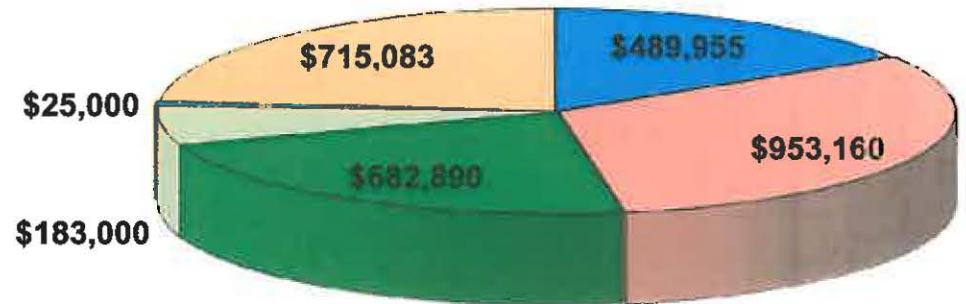
City of Bunker Hill Village Utility Fund Expenditures

2014 Adopted Budget
Total \$3,013,721

2015 Adopted Budget
Total \$3,049,088



- Personnel 15%
- Commodities/Maint/Support 31%
- Water Purchase COH 22%
- Waste Water Treatment 6%
- Capital Outlays 8%
- Replacement Reserves 18%



- Personnel 16%
- Commodities/Maint/Support 31%
- Water Purchase COH 22%
- Waste Water Treatment 6%
- Capital Outlays 1%
- Replacement Reserves 24%

**CITY OF BUNKER HILL VILLAGE
2015 ADOPTED BUDGET
ALL FUNDS**

Acct. #	Description	12/31/12 Actual	12/31/13 Actual	2014 Adopted Budget	06/30/14 Actual	Projected EOY Actual @ 6/30/14	2015 Adopted Budget	2014 Budget vs 2015 Budget
UTILITY FUND								
EXPENSES								
PERSONNEL								
04 5010	Wages	279,949	290,790	318,500	158,272	318,045	335,850	5%
04 5020	Wages-Overtime	11,552	11,637	12,000	5,996	12,000	18,500	54%
04 5110	Payroll Taxes-Medicare	22,234	22,645	25,300	11,878	23,756	27,125	7%
04 5120	Payroll Taxes-TWC	1,370	59	1,400	1,071	1,400	1,400	0%
04 5210	Retirement-TMRS	26,792	28,626	31,700	15,753	31,506	35,270	11%
04 5310	Insurance-Workers Comp.	4,466	5,180	5,400	-75	5,400	5,800	7%
04 5325	Insurance-Dental	1,159	1,038	1,350	552	1,104	1,330	-1%
04 5330	Insurance-Disability	1,630	1,577	2,000	894	1,738	2,030	2%
04 5340	Insurance-Medical	35,252	42,055	54,000	28,517	47,434	61,930	15%
04 5350	Insurance-Life	599	579	700	299	598	720	3%
04 5410	Contract Labor		4,794	0	0	0	0	0%
	TOTAL PERSONNEL	385,002	408,979	452,350	223,158	442,981	489,955	8%
COMMODITIES								
04 6090	Chemicals	9,963	16,166	15,000	2,544	10,000	15,000	0%
04 6250	Fuel	9,401	8,594	11,000	2,538	10,151	11,000	0%
04 6340	Garbage-Dumping Fees	2,723	1,725	2,000	1,096	2,000	2,000	0%
04 6410	Landscaping	6,154	6,445	8,650	2,691	4,617	5,770	-33%
04 6490	Janitorial	1,200	1,200	1,300	500	1,200	1,300	0%
04 6650	Postage	3,165	4,154	4,500	2,212	4,425	5,000	11%
04 6660	Printing & Stationary	2,381	2,544	4,000	1,318	3,500	4,500	13%
04 6730	Supplies-General	666	1,540	2,000	483	2,000	2,500	25%
04 6810	Tools & Equipment	494	244	500	17	500	3,000	500%
04 6970	Uniforms	1,874	2,048	2,500	807	2,500	3,000	20%
	TOTAL COMMODITIES	38,021	44,660	51,449	14,206	40,893	53,070	3%
MAINTENANCE								
04 7110	Building Maintenance	1,071	8,706	8,500	4,578	8,500	7,750	-9%
04 7220	Equipment-General	746	0	3,500	1,965	2,465	500	-86%

**CITY OF BUNKER HILL VILLAGE
2015 ADOPTED BUDGET
ALL FUNDS**

Acct. #	Description	12/31/12 Actual	12/31/13 Actual	2014 Adopted Budget	06/30/14 Actual	Projected EOY Actual @ 6/30/14	2015 Adopted Budget	2014 Budget vs 2015 Budget
04 7230	Equipment-Office	1,567	1,013	1,500	535	1,500	1,725	15%
04 7410	Vehicles	1,961	4,262	4,000	1,344	4,000	4,000	0%
04 7510	Water-Fire Hydrants	0	5,555	7,000	1,186	5,000	10,000	43%
04 7520	Water-Wells/Pumps	42,695	25,744	45,000	15,918	45,000	45,000	0%
04 7530	Water Tanks	1,875	42	2,000	0	2,000	2,000	0%
04 7535	Water Lines	10,434	9,548	7,500	2,203	7,500	8,000	7%
04 7540	Water Meters	13,124	23,358	20,000	34,789	40,000	40,000	100%
04 7610	Waste Water-Lines	269	8,325	50,000	657	40,000	55,000	10%
04 7620	Waste Water-Manholes	0	0	2,000	0	0	2,000	0%
	TOTAL MAINTENANCE	73,742	86,552	151,000	63,173	155,965	175,975	17%
	SUPPORT SERVICES							
04 8010	Advertising	0	0	500	0	0	500	0%
04 8090	Bad Debts	0	0	1,000	0	1,000	1,000	0%
04 8130	Bank Charges	2,754	3,471	2,400	1,489	2,977	3,500	46%
04 8170	Data Processing	10,248	14,527	15,000	4,746	17,000	17,000	13%
04 8210	Delivery Service	73	54	200	37	200	200	0%
04 8250	Dues/Tuition & Subscriptions	2,841	866	4,600	532	4,600	5,125	11%
04 8270	Electricity	81,511	99,555	99,800	35,905	86,171	87,000	-13%
04 8330	Equipment Rental	0	0	2,000	0	0	2,000	0%
04 8450	Insurance-General	10,431	11,676	10,900	0	12,610	12,990	19%
04 8630	Natural Gas	560	650	1,000	328	657	1,000	0%
04 8720	Professional Fees-Eng.	162	1,758	25,000	1,020	25,000	40,000	60%
04 8750	Special Fees	196,032	110,223	120,000	105,849	120,000	120,000	0%
04 8890	Telephone	8,452	3,984	4,225	1,695	4,050	4,300	2%
04 8930	Travel	169	0	2,000	0	2,000	1,500	-25%
04 8940	Water Purchase/COH	828,509	598,717	663,970	255,209	663,000	682,890	3%
04 8970	Waste Water Treatment Fee	159,462	128,217	131,700	61,095	133,000	133,000	1%
04 8980	Waste Water Treatment/COH	0	0	52,000	0	0	50,000	-4%
04 8990	Solid Waste Collection	401,908	415,114	428,000	142,081	426,243	428,000	0%
	TOTAL SUPPORT SERVICES	1,703,112	1,388,812	1,564,295	609,987	1,498,508	1,590,005	2%
	TOTAL UB OPERATING EXP.	2,199,877	1,929,003	2,219,094	910,524	2,138,347	2,309,005	4%

**CITY OF BUNKER HILL VILLAGE
2015 ADOPTED BUDGET
ALL FUNDS**

Acct. #	Description	12/31/12 Actual	12/31/13 Actual	2014 Adopted Budget	06/30/14 Actual	Projected EOY Actual @ 6/30/14	2015 Adopted Budget	2014 Budget vs 2015 Budget
CAPITAL OUTLAYS								
04 9140	Capital - Equip / Building	0	0	0	0	0	0	
04 9150	Capital - Mach & Equip	0	0	0	0	0	0	
04 9160	Capital - Vehicles	0	0	25,000	27,570	27,570	0	
04 9170	Capital - Office Equip & Furniture	0	0	15,000	2,513	15,000	10,000	
04 9175	Capital - Water Meters	0	0	0	0	0	0	
04 9180	Capital - Infrastructure	0	0	0	65,591	553,661	15,000	
04 9182	Capital - Infrastr Water Well	0	0	208,000	0	30,000		
04 9200	Depreciation & Amoritization	412,103	0	0	0	0	0	
04 9250	Capital Reserves	0	278,222	546,627	0	406,627	715,083	
	TOTAL CAPITAL OUTLAYS	412,103	278,222	794,627	95,674	1,032,858	740,083	
	TOTAL UTILITY EXPENSES	2,611,980	2,207,224	3,013,721	1,006,198	3,171,205	3,049,088	1%
	REVENUES OVER/(UNDER) EXP	27,458	553,954	-86,172	166,619	-419,016	110,878	

**CITY OF BUNKER HILL VILLAGE
2015 ADOPTED BUDGET
ALL FUNDS**

Acct. #	Description	12/31/12 Actual	12/31/13 Actual	2014 Adopted Budget	06/30/14 Actual	Projected EOY Actual @ 6/30/14	2015 Adopted Budget	2014 Budget vs 2015 Budget
METRO								
REVENUES								
10 4810	Sales Tax Metro	129,000	129,000	134,000	0	129,000	129,000	-4%
10 4910	Interest Income	2,614	1,701	1,000	508	1,015	1,015	2%
TOTAL METRO REVENUE		131,614	130,701	135,000	508	130,015	130,015	-4%
EXPENSES								
SUPPORT SERVICES								
10 6890	Traffic Signs & Signals	2,150	12,446	7,000	452	7,000	7,000	0%
10 8770	Administrative Costs	20,000	20,000	0	0	0	0	0%
10 8810	Streets-Drainage	38,342	50,495	73,600	26,142	65,222	82,140	12%
10 8820	Street Lighting	13,721	13,924	15,750	5,660	14,498	14,500	-8%
10 8830	Streets-Repairs & Maint	0	1,713	20,000	0	20,000	35,000	75%
10 8858	Streets - Medians	0	0	0	0	0	0	0%
10 9180	Capital - Infrastructure	0	447,196	0	0	210,000	330,000	
TOTAL SUPPORT SERVICES		74,213	545,774	116,350	32,254	316,720	468,640	303%
TOTAL METRO EXPENSES		74,213	545,774	116,350	32,254	316,720	468,640	303%
REVENUES OVER/(UNDER) EXP		57,401	-415,073	18,650	-31,746	-186,705	-338,625	

**CITY OF BUNKER HILL VILLAGE
CASH BALANCE AT YEAR ENDING
DECEMBER 31, 2014**

METRO

2013

Cash on Hand @ 12/31/13	\$644,752
Owed back for Memorial Overlay Prj	(\$346,637)
Payables	(\$913)
12/31/13 TOTAL	\$297,201

2014

Cash on Hand @ 6/30/14	\$612,092
Expected Revenue (July thru Dec. 2014))	\$129,508
Expected Expenditures (July thru Dec. 2014)	(\$284,467)
Owed back for Memorial Overlay Prj	(\$346,637)
Expected Cash on Hand @ 12/31/14	\$110,496

**SUMMARY BY FUNDS
FOR BUDGET YR 2015**

	General	Debt Srv	Utility	METRO	2011 Bond	TOTAL
Expected Cash Balance @ 12/31/2014	3,601,832	595,286	3,225,427	457,133	(0)	7,879,677
Reserve Replacement Schedule @ 12/31/2014	(1,817,060)	0	(2,165,990)	0	0	(3,983,050)
UTILITY FUND - Valley Star thru 12/31/2014			(588,102)			(588,102)
METRO - Owed back for Memorial Overlay Prj				(346,637)	0	(346,637)
ESTIMATED BALANCE @ 12/31/2014	1,784,772	595,286	471,335	110,496	(0)	2,961,888
Est. Surplus/(Shortfall) from 2015 Operating Budget	704,366	(98,813)	850,961	(8,625)	0	1,447,889
Pulled from Reserve Replacement Schedule *	5,000		0	330,000		335,000
ESTIMATED BALANCE @ 12/31/2015	2,494,138	496,473	1,322,296	431,871	(0)	4,744,777
2014 Capital Projects and Equipment						
Public Safety Master Plan Study	(25,000)					(25,000)
Heater in Maint. Bld - New Building *	(5,000)					(5,000)
Bld Permit/GIS Software	(30,000)		(10,000)			(40,000)
Beautification	(25,000)					(25,000)
Tara/Rhett Design & Construction	(315,000)		(15,000)			(330,000)
Right Turn Signal Detection - Memorial to Gessner				(30,000)		(30,000)
Bunker Hill Road Overlay				(300,000)		(300,000)
INFRASTRUCTURE Management	(232,000)		(325,000)			(557,000)
Reserve Replacement Schedule	(55,985)		(390,083)			(447,068)
Total Capital Projects, Equipment & Reserves	(688,985)	0	(740,083)	(330,000)	0	(1,759,068)
ESTIMATED BALANCE @ 12/31/2015	1,805,153	496,473	582,213	101,871	(0)	2,985,709
<i>Estimated G/F 6 month & UB 3 month operating reserve</i>	1,770,000		575,000			

**City of Bunker Hill Village
Reserve Funds 2015 Fiscal Year**

			Useful Life	Estimated Life Remaining	Estimated Current Replacement Cost	Funds Reserved Prior Years	Over Under Reserve	Yearly Amortization 2015	Adjusted throughout Year	TOTAL RESERVED @ 12/31/2015
GENERAL FUND										
City Hall - General Admin			Unit #							
2006	Ford Escape	503	10	2	30,000	22,500	7,500	3,750		26,250
	City Hall Air Conditioner/Heater		10	0	20,000	20,000	0	0		20,000
	Maint. Bld Air Conditioner/Heater	2011	10	0	10,000	500	9,500	4,500	(5,000)	0
	Computer System - Software		10	4	60,000	36,000	24,000	6,000		42,000
	Computer System - Server	2013	5	3	10,000	2,500	7,500	2,500		5,000
	Copier	2010	5	1	15,000	12,000	3,000	3,000		15,000
	City Hall Roof	2011	10	8	50,000	50,000	0	0		50,000
	Maint. Bld Roof		20	4	30,000	7,060	22,940	5,735		12,795
Total G&A Reserves					225,000	150,560	74,440	25,485	(5,000)	171,045
Streets										
	Wolfpac 2500 Roller	1996	10	0	15,000	15,000	0	0		15,000
	Traffic Signal - Gessner		25	19	350,000	17,500	332,500	17,500		35,000
	Traffic Signal - Plantation		25	19	200,000	10,000	190,000	10,000		20,000
	Traffic Signal - Flashers (2)		25	9	40,000	4,000	36,000	4,000		8,000
	Infrastructure Management			0		1,000,000	0	232,000		1,232,000
Total Street Reserves					605,000	1,046,500	558,500	263,500		1,310,000
Emergency Preparedness				0	620,000	620,000	0	0		620,000
TOTAL GENERAL FUND					1,450,000	1,817,060	632,940	288,985	(5,000)	2,101,045

**City of Bunker Hill Village
Reserve Funds 2015 Fiscal Year**

		Useful Life	Estimated Life Remaining	Estimated Current Replacement Cost	Funds Reserved Prior Years	Over Under Reserve	Yearly Amortization 2015	Adjusted throughout Year	TOTAL RESERVED @ 12/31/2015	
UTILITY FUND										
Utility Department										
2011	Ford Ranger PU	502	10	7	15,000	3,334	11,666	1,667	5,001	
2014	Chevy PU	500	10	10	28,000	0	28,000	2,800	2,800	
2008	GMC Sewer Jet Truck	507	20	14	90,000	27,000	63,000	4,500	31,500	
2008	GMC Dump Truck	501	20	14	50,000	12,083	37,917	2,708	14,791	
2008	J. Deere 310SJ Backhoe		20	14	65,000	19,500	45,500	3,250	22,750	
	SCADA		20	9	100,000	40,002	59,998	6,666	46,668	
Subtotal Utility Reserves					348,000	101,919	246,081	21,591	0	123,510
<i>Water Plant - See Exhibit A**</i>										
Subtotal Water Plant					3,218,000	1,764,071	1,453,933	368,492	0	2,132,563
Infrastructure Management						300,000	0	325,000		625,000
TOTAL UTILITY FUND					3,566,000	2,165,990	1,700,014	715,083	0	2,881,073

**Exhibit A - next page

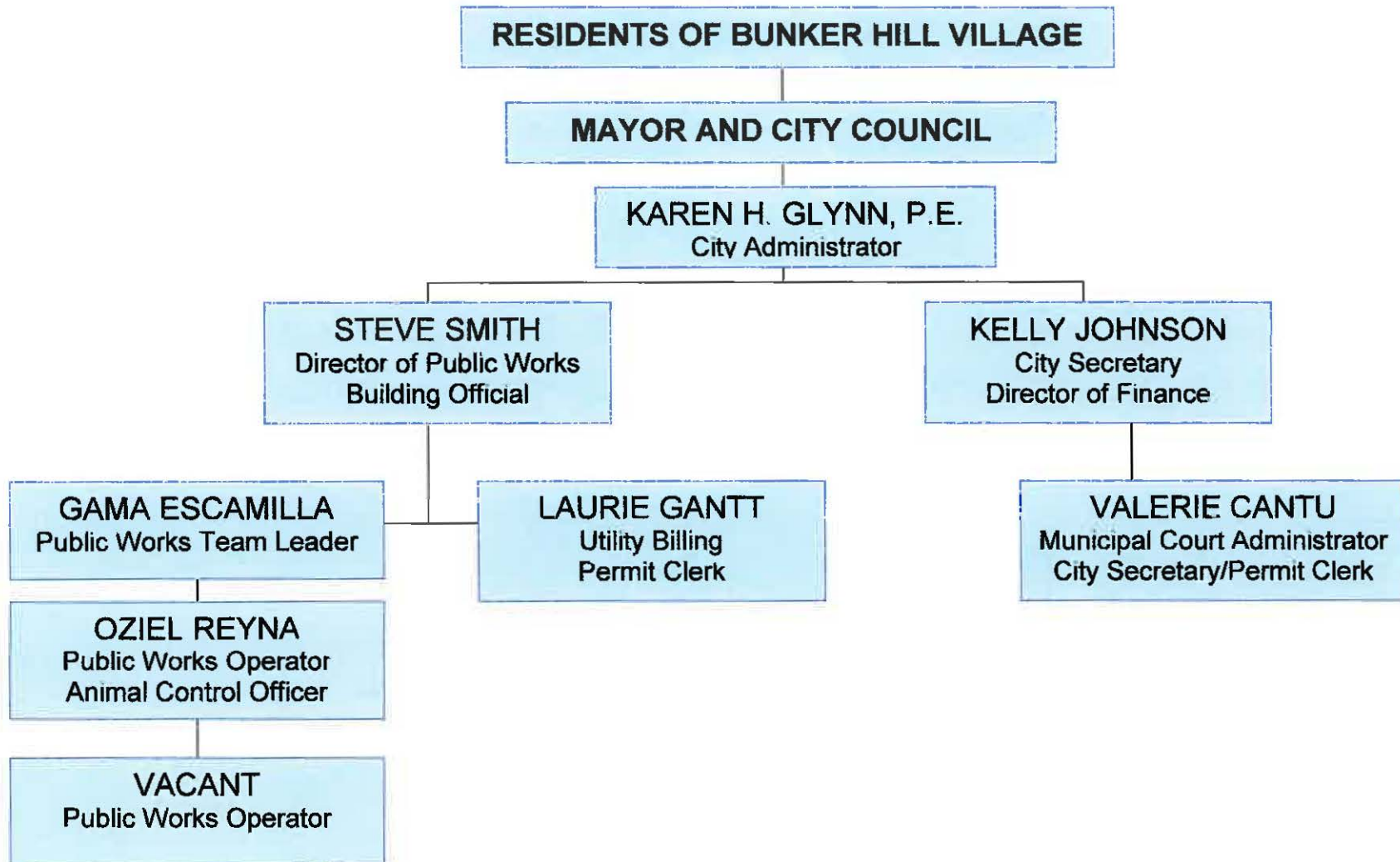
Exhibit A
Utility Fund - Water Plant Worksheet
Reserve Funds Fiscal Year 2015

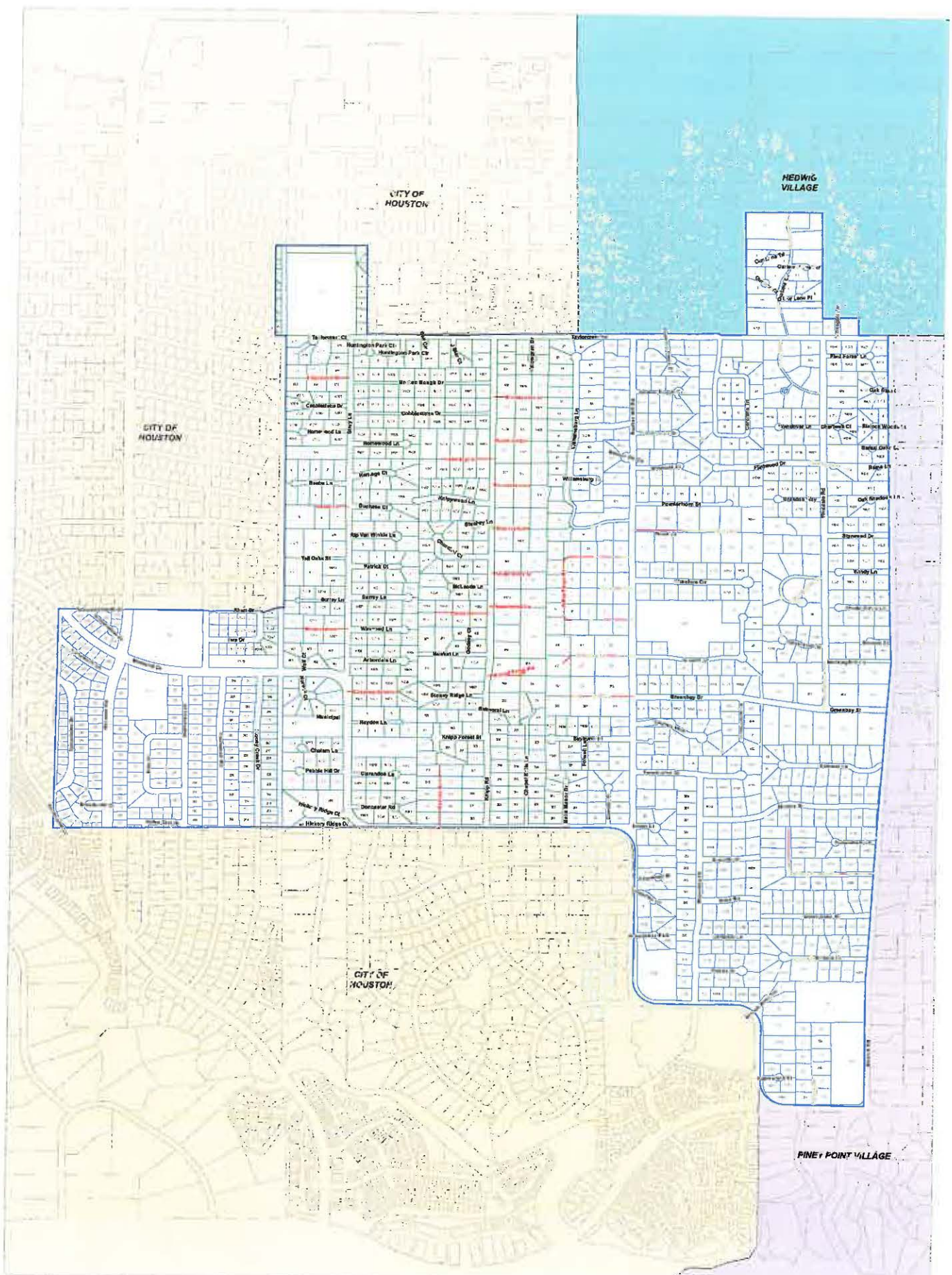
	YEAR	Useful Life	Estimated Life Remaining	Replcmnt Cost	Funds Reserved Prior Years	Over Under Reserve	Yearly Amortization 2015	Adjusted throughout Year	TOTAL RESERVED @ 12/31/2015	Future Amounts To Be Reserved
<u>Pumps - Booster</u>										
	2005	15	0	12,000	12,000	0	0		12,000	0
	2005	15	0	12,000	12,000	0	0		12,000	0
	2005	15	0	12,000	12,000	0	0		12,000	0
	2005	15	0	12,000	12,000	0	0		12,000	0
	2003	15	0	12,000	12,000	0	0		12,000	0
	2003	15	0	12,000	12,000	0	0		12,000	0
	2003	15	0	12,000	12,000	0	0		12,000	0
	2003	15	0	12,000	12,000	0	0		12,000	0
	Total Pumps			96,000	96,000	0	0		96,000	0
<u>Ground Storage Tanks - Welded</u>										
	1993	20	9	500,000	139,999	360,002	40,000		179,999	320,001
	1993	20	9	250,000	100,002	149,999	16,666		116,668	133,332
			2	1,140,000	625,000	515,000	257,500		882,500	257,500
	Total Tanks			1,890,000	865,001	1,025,000	314,167		1,179,168	710,832
<u>Hydro-Tanks</u>										
	1993	20	9	75,000	30,751	44,249	4,917		35,668	39,332
	1993	20	9	75,000	30,751	44,249	4,917		35,668	39,332
	1993	20	9	30,000	12,000	18,000	2,000		14,000	16,000
		20	0	52,000	52,000	0	0		52,000	0
	Total Hydro-Tanks			232,000	125,502	106,499	11,833		137,335	94,665
<u>Electrical Control Panel & Bld</u>										
	1993	20	9	80,000	31,999	48,002	5,333		37,332	42,668
	1993	20	9	80,000	31,999	48,002	5,333		37,332	42,668
	1993	20	9	50,000	22,500	27,500	3,056		25,556	24,444
	1993	20	9	50,000	22,500	27,500	3,056		25,556	24,444
	Total Electrical Panel			260,000	108,998	151,004	16,778		125,776	134,224

Exhibit A
Utility Fund - Water Plant Worksheet
Reserve Funds Fiscal Year 2015

YEAR	Useful Life	Estimated Life Remaining	Replcmnt Cost	Funds Reserved Prior Years	Over Under Reserve	Yearly Amortization 2015	Adjusted throughout Year	TOTAL RESERVED @ 12/31/2015	Future Amounts To Be Reserved	
<u>Generators</u>										
City Hall - 500 KW	2003	20	9	200,000	76,570	123,430	13,714	90,284	109,716	
Enclosure	2003			no	0	0	0	0	0	
Taylorcrest - 135 KW	1993	20	4	120,000	72,000	48,000	12,000	84,000	36,000	
Enclosure	1993			no	0	0	0	0	0	
Total Generators				320,000	148,570	171,430	25,714	174,284	145,716	
<u>Water Well</u>										
Well #1 - Taylorcrest	1993/2010		0	72,500	72,500	0	0	72,500	0	
Well #2 - 11977 Memorial	1993		0	72,500	72,500	0	0	72,500	0	
Well #3 - 11951 Memorial	1993		0	72,500	72,500	0	0	72,500	0	
Well #4 - 11977 Memorial	1993/2010		0	72,500	72,500	0	0	72,500	0	
Total Water Wells				290,000	290,000	0	0	290,000	0	
<u>Ammonia Bld</u>										
Taylorcrest (Well #1)	2003		0	35,000	35,000	0	0	35,000	0	
City Hall (Well #2)	2003		0	35,000	35,000	0	0	35,000	0	
Total Ammonia Bld				70,000	70,000	0	0	70,000	0	
<u>Chlorine Bld</u>										
Taylorcrest (Well #1)	2003		0	30,000	30,000	0	0	30,000	0	
City Hall (Well #2)	2000		0	30,000	30,000	0	0	30,000	0	
Total Chlorine Bld				60,000	60,000	0	0	60,000	0	
GRAND TOTAL				3,218,000	1,764,071	1,453,933	368,492	0	2,132,563	1,085,437

City of Bunker Hill Village Organizational Chart Fiscal Year 2015





CITY OF HOUSTON

HEDWIG VILLAGE

CITY OF HOUSTON


CITY OF HOUSTON

PINE POINT VILLAGE

- Legend**
- PRIVATE STREETS
 - PUBLIC STREETS
 - CITY LIMITS
 - Parcel (H/A/C)



**CITY OF
BUNKER HILL VILLAGE**



1" = 250'