

2013 BUDGET



THIS BUDGET WILL RAISE MORE TOTAL PROPERTY TAXES THAN LAST YEAR'S BUDGET BY \$60,129 OR 1.43%, AND OF THAT AMOUNT, \$60,314.21 IS TAX REVENUE TO BE RAISED FROM NEW PROPERTY ADDED TO THE TAX ROLL THIS YEAR.



**Derry Essary,
Mayor**



**Keith Brown,
Councilmember
Position 1**



**Susan Schwartz,
Councilmember
Position 2**



**John Glover,
Councilmember
Position 3**



**Jay Williams,
Councilmember
Position 4**



**Jay Smyre,
Councilmember
Position 5**



MAYOR

Derry D. Essary

CITY COUNCIL

Keith Brown

David T. Ellis

Susan B. Schwartz

Jay Smyre

Jay Williams

CITY ADMINISTRATOR

Ruthie P. Sager

CITY SECRETARY/DIRECTOR OF FINANCE

Kelly Johnson

CITY OF BUNKER HILL VILLAGE

ANNUAL BUDGET FISCAL YEAR 2013

TABLE OF CONTENTS

Budget Message	<i>i-iii</i>
Snapshot of the Budget	1
Budget Notes	2-5
GENERAL FUND Revenues: Pie Chart.....	6
GENERAL FUND Revenues – Adopted Budget.....	7
GENERAL FUND Cash Balance – Year End	8
GENERAL FUND Expenditures: Pie Chart.....	9
GENERAL FUND Expenditures – Adopted Budget.....	10-12
DEBT SERVICE FUND: Tax Rate	13
DEBT SERVICE FUND Revenues & Expenditures - Adopted Budget.....	14
DEBT SERVICE FUND Cash Balance – Year End	15
Property Tax Rates	16
Debt Service Schedule	17
UTILITY FUND Revenues: Pie Chart	18
UTILITY FUND Revenues - Adopted Budget.....	19
UTILITY FUND Cash Balance – Year End.....	20
UTILITY FUND Expenditures: Pie Chart.....	21
UTILITY FUND Expenditures – Adopted Budget.....	22-24
METRO FUND Revenues & Expenditures – Adopted Budget.....	25
METRO FUND Cash Balance – Year End	26
2011 BOND FUND Revenues & Expenditures – Adopted Budget.....	27
2011 BOND FUND Cash Balance – Year End.....	28
CAPITAL PROJECT SUMMARY for all funds.....	29
Reserve Schedule - General Fund.....	30
Reserve Schedule – Utility Fund.....	31-33
Organizational Chart.....	34
City Map	35

CITY OF BUNKER HILL VILLAGE

Honorable Mayor, City Council Members and Residents of Bunker Hill Village:

In accordance with Local Government Code §102.001 to §102.011, submitted herewith is the proposed budget for fiscal year 2013 city operations for your assessment and consideration. A thorough attempt has been made towards designing a method which allows us to properly carry out our responsibilities while sustaining operating costs as low as possible.

INTRODUCTION:

The City of Bunker Hill Village, a Type A General Law City, was incorporated in 1954. The city is located in Harris County and is bound on the east by Blalock Road, the south by Memorial Drive, the north by Taylorcrest Road, and the west near Gessner Road. The City of Bunker Hill Village consists of approximately 1,350 single-family dwellings, one privately owned recreational center, two elementary schools and four churches.

Since Bunker Hill Village is a zoned community, the proposed 2013 budget provides for incomparable services to the residents within all available funds. The utmost concern was given to the following perspectives in the preparation of the budget:

- Continuation of services at basically the same cost as Fiscal Year 2012.
- Conforming to environmental guidelines and requirements, while staying focused on any related financial matters.
- Maintaining the City Hall property and facilities, and making any necessary equipment improvements or replacements in an organized and realistically controlled manner.

FISCAL YEAR:

January 1, 2013 through December 31, 2013.

BUDGET OVERVIEW:

The complete financial plan for the City of Bunker Hill Village is \$11,256,567.

BUDGET PREPARATION PROCESS:

Year-round the administrative team works to develop clear financial reporting mechanisms, which are used as management tools for city officials in an ongoing effort to provide the public with effective, efficient and responsive municipal services.

The administrative team separately reviewed the proposed budget, met as a group to discuss the budget, and then integrated the necessary revisions to the revenue and expenditure fund accounts. As a result, I hereby submit the proposed budget for fiscal year 2013 for your assessment, reflection and approval.

A preliminary budget was presented to the council at a budget meeting held on August 28, 2012. On September 18, 2012 council had a public hearing on the budget and then approved the 2013 budget.

We predict with precise intensity of services as the preceding year with the proposed 2013 budget.

BUDGETARY OBJECTIVES AND KEY PRINCIPLES:

Included in this document are fundamental values of supreme importance to the city's long-standing pledge of preserving a thorough budgetary and financial program. Perspectives concerning the preparation of the budget are as follows:

- ◆ **Revenues are projected at a realistic level.** Revenues have been reviewed and are sensibly predicted. The city's tradition is to be careful concerning revenue estimates; therefore, this budget carries on that viewpoint.
- ◆ **City services are cautiously funded.** The city's budget provides for essential services to its residents. In addition to these services, we maintain our promise to continue the quality of life our residents are accustomed to.
- ◆ **Public information.** The proposed budget is available for review for at least thirty (30) days prior to the required public hearing. All required legal notices of the hearing are published and posted. At the public hearing, the council receives and acknowledges comments with regard to the proposed budget.
- ◆ **Maintenance of sufficient unallocated fund balances and reserves for future distribution.** Unencumbered fund balances are maintained at practical levels in all fund accounts. It is the city's practice to keep sufficient fund balances and working capital to fulfill cash flow needs, while making use of any available funds to reduce additional revenue requirements. An annual review of all fund balances and unallocated funds is performed.

- ◆ **Formal Reserve Schedule.** In budget year 2009 council initiated a formal reserve schedule. This will aid the city to budget and prepare for future capital expenditures. This is one more tool that helps the city build a strong and stable financial foundation.

SALARIES AND BENEFITS:

The City of Bunker Hill Village currently has eight (8) full-time employees who carry out all city operations. There is a 3% pool for pay increases proposed in the 2013 budget for employees. City employees enjoy such benefits as health, dental, life, and long-term disability insurance, as well as vacation, sick leave and ten (10) paid holidays, and a retirement plan through the Texas Municipal Retirement System (TMRS).

The City of Bunker Hill Village employees also receive educational benefits which include attendance at classes and/or meetings necessary for obtaining certification and licensing objectives, attendance at work-related seminars/conferences, and any associated books or materials, which aid them in the successful implementation of their job duties and responsibilities.

DEBT SERVICE FUND:

The city's Debt Service Fund is in outstanding condition. This fund is used for the repayment of general obligation debt. The proposed budget allows for funding of existing debt obligations.

In 2009 the city received a bond rating of "AAA". This honor is shared by only a few other Texas cities. This is another example of how staff, mayor, and council work hard to ensure the City of Bunker Hill Village is and remains financially strong.

CONCLUSION:

While staying within our financial boundaries, the projected budget for fiscal year 2013 continues to symbolize a top quality level of services. The staff of the City of Bunker Hill Village upholds their pledge to inspire trust and confidence in providing these services, which our residents look forward to and have come to expect.

Very truly yours,



Ruthie P. Sager
City Administrator

CITY OF BUNKER HILL VILLAGE SNAPSHOT OF 2013 ADOPTED BUDGET

GENERAL & ADMINISTRATIVE	2009 ACTUAL	2010 ACTUAL	2011 ACTUAL	ADOPTED 2012 BUDGET	PROJECTED 2012 ACTUAL	ADOPTED 2013 BUDGET	
TOTAL REVENUES	3,054,098	3,040,163	3,187,125	3,209,814	3,234,095	3,365,162	
EXPENDITURES							
POLICE DEPARTMENT	1,384,847	1,334,056	1,266,845	1,350,814	1,350,814	1,350,814	
FIRE DEPARTMENT	936,889	951,786	925,710	900,778	900,778	924,319	
PERSONNEL	285,185	300,786	291,326	295,560	295,436	340,630	
COMMODITIES/MAINT/SUPPORT	276,643	414,159	223,137	382,984	394,106	420,286	
CAPITAL OUTLAY	22,955	95,716	50,802	527,483	527,483	653,543	
TOTAL EXPENDITURES	2,906,519	3,096,503	2,757,820	3,457,620	3,468,617	3,689,593	
DEBT SERVICE	2009 ACTUAL	2010 ACTUAL	2011 ACTUAL	ADOPTED 2012 BUDGET	PROJECTED 2012 ACTUAL	PROPOSED 2013 BUDGET	
TOTAL REVENUES	1,446,800	1,346,795	1,342,030	1,878,521	1,886,647	1,823,385	
TOTAL EXPENDITURES	1,417,276	1,332,693	1,334,368	1,871,223	1,871,223	1,812,576	
UTILITY DEPARTMENT	2009 ACTUAL	2010 ACTUAL	2011 ACTUAL	ADOPTED 2012 BUDGET	PROJECTED 2012 ACTUAL	PROPOSED 2013 BUDGET	
TOTAL REVENUES	2,284,962	2,158,600	3,013,341	2,379,270	2,505,446	2,668,998	
EXPENDITURES							
PERSONNEL	375,378	397,743	398,411	387,740	394,949	415,340	
COMMODITIES/MAINT/SUPPORT	778,941	786,052	794,694	836,979	888,866	909,833	
WATER PURCHASE COH	250,857	375,712	620,792	567,000	765,000	645,000	
WASTE WATER TREATMENT	182,500	176,531	108,780	243,924	230,509	228,645	
CAPITAL OUTLAY	474,370	618,334	597,415	497,816	482,815	1,072,880	
TOTAL EXPENDITURES	2,062,046	2,354,370	2,520,091	2,533,459	2,762,139	3,271,698	
METRO	2009 ACTUAL	2010 ACTUAL	2011 ACTUAL	ADOPTED 2012 BUDGET	PROJECTED 2012 ACTUAL	PROPOSED 2013 BUDGET	
TOTAL REVENUES	137,386	131,274	133,728	131,300	131,715	131,280	
TOTAL EXPENDITURES	211,983	380,260	70,572	117,895	166,000	529,700	
2011 BOND FUND				2011 ACTUAL	ADOPTED 2012 BUDGET	PROJECTED 2012 ACTUAL	PROPOSED 2013 BUDGET
TOTAL REVENUES				8,000,262	2,000	18,638	8,000
TOTAL EXPENDITURES				412,565	7,592,936	5,593,237	1,953,000
GRAND TOTAL REVENUES	6,923,245	6,676,832	15,676,486	7,600,905	7,776,541	7,996,825	
GRAND TOTAL EXPENDITURES	6,597,825	7,163,827	7,095,417	15,573,133	13,861,216	11,256,567	

CITY OF BUNKER HILL VILLAGE
ANNUAL BUDGET
FISCAL YEAR 2013

NOTES

GENERAL FUND G&A – REVENUE:

G&A Revenues are proposed to increase 5% over the 2012 budget.

01-4120 **Sales Tax Revenues** are utilized to fund services within the General Fund of the city. The local sales tax rate is one percent and is remitted to the city monthly by the State Comptroller of Public Accounts.

01-4315 **Permits-Building** – The city continues to stay steady and strong with building and remodeling permits.

01-4210 – 4270 **Court Revenues** are derived from fines collected from citations issued. The Municipal Court Judge sets the fine amounts. Court costs and state fees are determined by the State of Texas and are remitted quarterly as required by law.

01-4610 **Child Safety – Harris County** – This is revenue received from the Harris County Tax Assessor’s Office for fees collected from auto license registration. Money received must be used for programs designed to enhance child safety, health, or nutrition, including child abuse prevention and intervention and drug and alcohol abuse programs.

01-4930 **Ambulance Fees** – The Village Fire Department collects for ambulance service and distributes fees collected based on the pro-rata shares paid by each city.

GENERAL FUND G&A – EXPENDITURES:

G&A Operating Expenditures are proposed to increase 4% over the 2012 budget.

01-5010 **Wages** – Budgeted in 2013 is a 3% pool increase over the current base rates. The city operates with eight (8) full-time employees. Also budgeted is \$750 per month for the mayor plus \$375 per month for each councilmember. This line item also includes part time judges and prosecutors. Administrative costs in the amount of \$10,000 are charged to Metro.

- 01-5020 **Wages-Overtime** – The court and permit clerks are the only two employees eligible for overtime within the General Fund.
- 01-5210 **Retirement-TMRS** – The city's contribution rate increased from the 2012 rate of 8.84% to 2013 rate of 9.22%. Council has discussed the retirement rate along with the unfunded liability amount and continues to look at alternatives in decreasing the rate and unfunded liability amount. Council did make a change in 2010 to discontinue COLA's which did decrease the city's unfunded liability amount. The latest numbers, as of December 31, 2011, show the City of Bunker Hill Village to be 101.9% funded in the TMRS System.
- 01-8130 **Bank/Credit Charges** - For many years the city has made available payment by credit card for Municipal Court. In the last quarter of 2010, payment by credit card was made available for all fees and services. The banking fees associated with the use of credit cards are included in this line item.
- 01-8250 **Dues/Tuition & Subscriptions** – includes all seminars, classes, monthly meetings, etc., for mayor, council and city staff.
- 01-8260 **Elections** – In compliance with HAVA (Help America Vote Act), Bunker Hill Village is required to have a handicap accessible voting machine, which can be rented from ES&S at an estimated cost of \$4,200, plus printing of supplies, clerk salaries, publication costs, training, etc.
- 01-8370 **Village Fire Department** provides services to the six villages including Bunker Hill Village. The 2013 budget contains \$924,319 for Bunker Hill's contribution. This reflects a 2.61% increase from the 2012 budgeted amount.
- 01-8650 **Police Department** provides service for three villages including Bunker Hill Village. Bunker Hill Village's 2013 contribution is \$1,350,814. This represents a flat budget from 2012 budget year.
- 01-8760 **Professional Fees – Inspections** – The city employs a full time Building Official that does most building related inspections. However, the city contracts for plumbing inspections. This line item also includes cost relating to contracting out for inspections in the absence of the Building Official.
- 01-9170 **Capital – Office Equipment & Furniture** – The city budgeted \$10,000 to replace the current file server. Also budgeted is \$3,000 for the Municipal Court to purchase three laptop computers for the Municipal Court Room. This will be a shared cost with the City of Piney Point Village as both courts will utilize the laptops.
- 01-9180 **Capital - Infrastructure** – The 2013 budget includes \$200,000 to contribute to the resurfacing of Taylorcrest Road; \$250,000 to be included with the Eastside Drainage improvement; and \$22,000 for three additional city entrance markers.
- 01-9250 **Capital Reserve** – The city established in 2009 a formal schedule on the replacement of capital items.

UTILITY – REVENUE:

Utility Revenues are proposed to increase 12% over 2012 budget.

04-4410 **Water Sales** – The 2013 budget does not include a utility rate increase.

04-4610 **Solid Waste Fees** – A 3% increase is budgeted for 2013 with the anticipation of an increase for service in January 2013.

UTILITY – EXPENDITURES:

Utility Operating Expenditures are proposed to increase 8% over 2012 budget.

04-5010 **Wages** – Budgeted in 2013 is a 3% pool increase over the current base rates. Administrative costs in the amount of \$10,000 are charged to Metro.

04-5210 **Retirement-TMRS** – The city's contribution rate increased from the 2012 rate of 8.84% to 2013 rate of 9.22%. Council has discussed the retirement rate along with the unfunded liability amount and continues to look at alternatives in decreasing the rate and unfunded liability amount. Council did make a change in 2010 to discontinue COLA's which did decrease the city's unfunded liability amount. The latest numbers, as of December 31, 2011, show the City of Bunker Hill Village to be 101.9% funded in the TMRS System.

04-8980 **Wastewater Treatment/COH** – The Harris-Galveston Coastal Subsidence District has mandated that Bunker Hill Village convert to 80% surface water and 20% groundwater. The City of Bunker Hill Village currently contracts with the City of Houston for 14,750,000 gallons monthly for surface water. The City of Houston has an annual CPI adjustment every April and based on historical information budgeted is a 3% increase.

04-9160 **Capital Vehicles** – Budgeted is \$25,000 to replace the Ford F250.

04-9182 **Capital Infrastructure – Water Well** – The city budgeted \$70,000 for the recoating of the interior roof of the ground storage water tank at water plant #2; and \$60,000 for the replacement of two hydropneumatic tanks at water plant #1.

04-9250 **Capital Reserve** – The city established in 2009 a formal schedule on the replacement of capital items. Included in the reserve this year is \$625,000 to establish a two year reserve for the replacement of the ground storage tank at water plant #1.

METRO – EXPENDITURES:

- 10-8990 **Administrative Costs** – \$20,000 is deducted from 01-00-00-5010 and 04-00-00-5010 Wages (\$10,000 from each) and charged to this line item to cover approximately 15% of the net salaries for the City Administrator, City Secretary and Director of Public Works.
- 10-9180 **Capital – Infrastructure** – In addition to the allocation in the General Fund of \$200,000, budgeted in the Metro Fund is \$400,000 for the resurfacing of Taylorcrest Road.

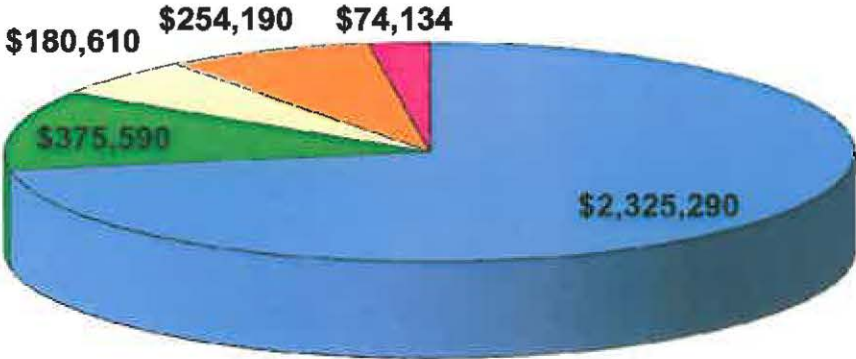
2011 BOND:

- 12-8853 **Blalock – Piney Point Outfall** - Budgeted is \$200,000 for the ditch maintenance along the west side of Blalock Road; \$1,635,000 for the Flintdale Road In-Line Detention Project; \$100,000 for W-146 point repairs; and \$18,000 for videoing W-146.

City of Bunker Hill Village General Fund Revenues

2012 Adopted Budget

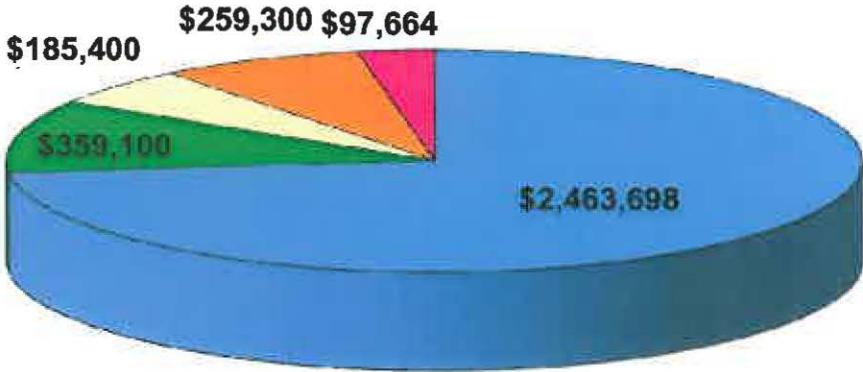
Total \$3,209,814



- Property Taxes 72%
- Franchise / Sales Tax 12%
- Court Fees 6%
- Building Permits 8%
- Other income 2%

2013 Adopted Budget

Total 3,365,162



- Property Taxes 73%
- Franchise / Sales Tax 11%
- Court Fees 5%
- Building Permits 8%
- Other income 3%

**CITY OF BUNKER HILL VILLAGE
ADOPTED 2013 BUDGET
ALL FUNDS**

Acct. #	Description	12/31/09 Actual	12/31/10 Actual	12/31/11 Actual	2012 Adopted Budget	6/30/12 Actual	Projected EOY Actual @6/30/12	2013 Adopted Budget	2012 Budget vs 2013	
GENERAL FUND										
REVENUES										
G&A										
01	4010	Taxes-Current Year	2,082,834	2,111,459	2,267,026	2,306,210	2,227,953	2,306,210	2,445,328	6%
01	4020	Taxes-Prior Years	6,136	4,396	9,519	7,180	-29	6,000	6,640	-8%
01	4030	Taxes-Penalty & Interest	11,693	9,987	13,695	11,900	6,650	11,500	11,730	-1%
01	4110	Franchise Fees	314,191	316,330	289,638	305,000	168,979	304,379	300,100	-2%
01	4120	Sales Tax Revenue	61,256	75,491	66,363	70,590	32,556	58,600	59,000	-16%
01	4210	Court-Fines	150,545	145,071	162,436	153,390	81,603	163,206	156,910	2%
01	4215	Court-Time Pay Fees/City	1,772	2,012	2,016	1,930	1,033	2,065	2,040	6%
01	4216	Court-Time Pay Fees/Efficiency	443	503	502	490	255	510	510	4%
01	4217	Court-OMNI	852	970	1,265	990	634	1,269	1,170	18%
01	4220	Court-State Taxes	7,740	6,924	7,750	7,440	2,230	8,000	7,560	2%
01	4225	Court-Child Safety-1015	625	350	1,050	500	675	1,350	920	84%
01	4245	Court-Judicial Support Fund	832	732	813	790	471	943	830	5%
01	4250	Court-Officers Pay-Trial Dkts	0	241	111	150	104	207	190	27%
01	4260	Court-Security Fees	4,384	3,836	4,294	4,170	2,404	4,809	4,320	4%
01	4270	Court-Technology Fund	5,842	5,112	5,725	5,560	3,206	6,412	5,750	3%
01	4280	Piney Point Court	0	0	3,000	5,200	3,000	5,200	5,200	0%
01	4310	Permits-Animal Licenses	580	435	455	540	440	500	470	-13%
01	4315	Permits-Building	249,206	263,865	261,318	254,190	140,388	252,700	259,300	2%
01	4320	Permits-Burglar/Fire Alarms	8,630	7,870	8,590	8,000	1,930	8,500	8,320	4%
01	4322	False Alarms	750	100	320	150	150	200	210	40%
01	4325	Permits - Misc	50	125	150	100	0	100	100	0%
01	4610	Child Safety - Harris County	4,551	4,514	4,077	4,420	2,168	4,337	4,310	-2%
01	4910	Interest Income	30,416	9,524	3,467	8,270	3,326	8,276	9,600	16%
01	4920	Miscellaneous Income	61,472	27,620	18,519	10,000	12,365	20,000	20,000	100%
01	4930	Ambulance Fees	36,645	30,041	42,374	30,000	25,649	46,169	42,000	40%
01	4940	Rent Income	12,654	12,654	12,654	12,654	12,654	12,654	12,654	0%
TOTAL GENERAL FUND REV.		3,054,098	3,040,163	3,187,125	3,209,814	2,730,795	3,234,095	3,365,162	5%	

**CITY OF BUNKER HILL VILLAGE
 EXPECTED CASH BALANCE AT YEAR ENDING
 DECEMBER 31, 2012**

General Fund

Cash on Hand @ 12/31/11	\$3,857,955
Less 2011 Property Tax Revenue	(\$1,104,399)
TOTAL	\$2,753,557

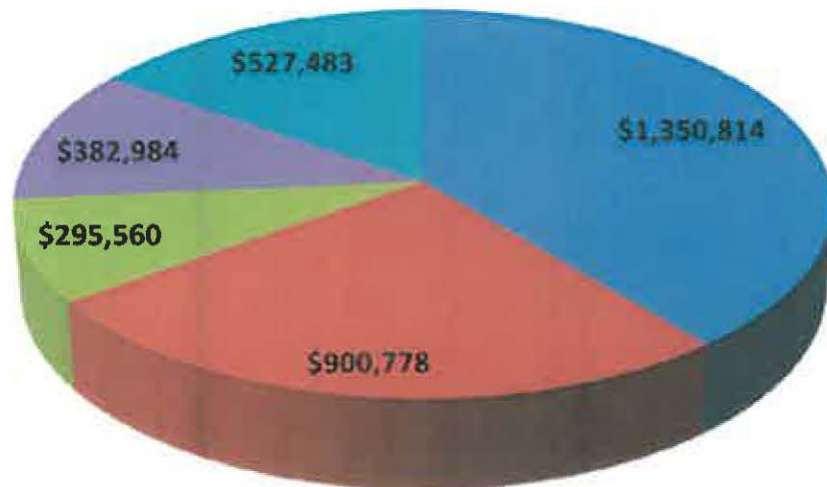
Cash on Hand @ 6/30/12	4,025,223
Expected Revenue (July thru Dec. 2012)	\$503,300
Expected Expenditures (July thru Dec. 2012)	(\$1,471,600)
Formal Reserves @ 12/31/12	<u>(\$615,317)</u>

Expected Cash on Hand @ 12/31/12	<u><u>\$2,441,606</u></u>
---	----------------------------------

City of Bunker Hill Village General Fund Expenditures

2012 Adopted Budget

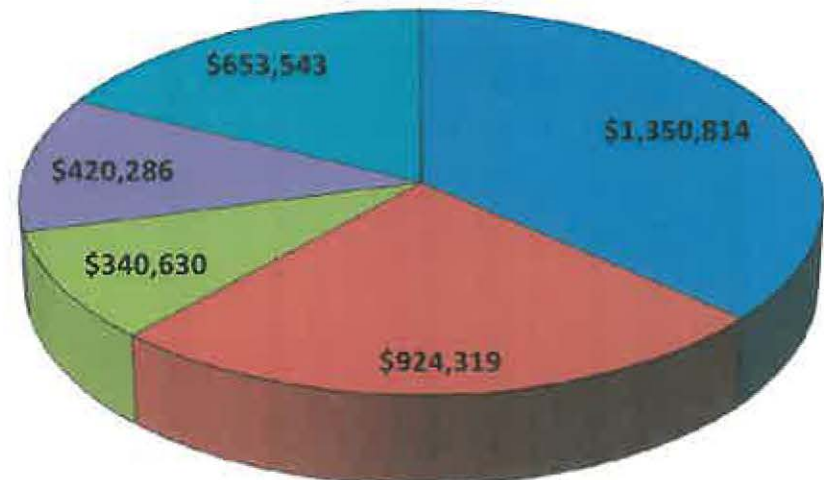
Total \$3,457,620



- Police Dept. 39%
- Fire Dept. 26%
- Personnel 9%
- Commodities/Maint/Support 11%
- Capital Outlays 15%

2013 Adopted Budget

Total \$3,689,593



- Police Dept. 37%
- Fire Dept. 25%
- Personnel 9%
- Commodities/Maint/Support 11%
- Capital Outlays 18%

**CITY OF BUNKER HILL VILLAGE
ADOPTED 2013 BUDGET
ALL FUNDS**

Acct. #	Description	12/31/09 Actual	12/31/10 Actual	12/31/11 Actual	2012 Adopted Budget	6/30/12 Actual	Projected EOY Actual @6/30/12	2013 Adopted Budget	2012 Budget vs 2013
GENERAL FUND									
EXPENSES									
PERSONNEL									
01 5010	Wages	216,577	237,871	230,672	237,290	113,757	237,515	269,155	13%
01 5020	Wages-Overtime	1,415	1,458	1,069	1,500	476	1,200	1,500	0%
01 5110	Payroll Taxes-Medicare	17,574	18,467	18,161	19,035	9,239	18,478	21,470	13%
01 5120	Payroll Taxes-TWC	355	1,017	572	625	1,450	2,200	2,450	292%
01 5210	Retirement-TMRS-Employer	22,893	22,230	21,989	17,355	8,750	17,501	21,050	21%
01 5310	Insurance-Workers Comp.	242	284	1,123	765	-69	845	920	20%
01 5325	Insurance-Dental	538	398	414	430	236	471	650	51%
01 5330	Insurance-Disability	1,446	936	936	985	548	1,084	1,400	42%
01 5340	Insurance-Medical	23,413	17,745	15,909	16,525	9,009	15,773	21,000	27%
01 5350	Insurance-Life	540	380	380	400	157	314	385	-4%
01 5410	Contract Labor	0	0	0	500	0	0	500	0%
01 5510	Employee Relations	192	0	100	150	0	55	150	0%
	TOTAL PERSONNEL	285,185	300,786	291,326	295,560	143,553	295,436	340,630	15%
COMMODITIES									
01 6250	Fuel	318	460	540	710	196	500	660	-7%
01 6410	Landscaping	9,214	7,663	9,133	11,640	6,038	11,000	11,800	1%
01 6490	Janitorial	5,484	5,484	5,564	5,650	2,742	5,484	5,760	2%
01 6570	Miscellaneous	8,735	-8,735	0	0	0	0	0	0%
01 6650	Postage	2,117	2,655	2,643	4,560	1,525	4,000	4,720	4%
01 6660	Printing & Stationary	1,152	1,473	1,947	2,785	577	2,500	3,000	8%
01 6730	Supplies-General	1,292	1,272	1,365	2,000	1,029	2,000	2,000	0%
01 6740	Supplies-Office	4,155	3,305	2,480	4,000	802	3,000	4,000	0%
01 6810	Tools & Equipment	315	68	113	500	107	500	500	0%
01 6890	Traffic Signs & Signals	3,999	22,776	500	2,000	362	2,000	2,000	0%
	TOTAL COMMODITIES	36,782	36,422	24,284	33,845	13,379	30,984	34,440	2%
MAINTENANCE									
01 7110	Building Maintenance	1,238	2,656	2,435	1,500	1,744	2,000	8,400	460%
01 7210	Equipment-Communications	300	19	138	300	0	300	300	0%

**CITY OF BUNKER HILL VILLAGE
ADOPTED 2013 BUDGET
ALL FUNDS**


Acct. #	Description	12/31/09 Actual	12/31/10 Actual	12/31/11 Actual	2012 Adopted Budget	6/30/12 Actual	Projected EOY Actual @6/30/12	2013 Adopted Budget	2012 Budget vs 2013
01 7220	Equipment-General	139	129	8	250	250	250	250	0%
01 7230	Equipment-Office	750	592	919	750	359	900	950	27%
01 7410	Vehicles	124	273	108	1,300	675	1,300	1,300	0%
	TOTAL MAINTENANCE	2,551	3,670	3,608	4,100	3,028	4,750	11,200	173%
	SUPPORT SERVICES								
01 8010	Advertising	2,378	3,366	3,450	4,000	770	3,500	4,000	0%
01 8050	Appraisal District	28,911	28,935	30,386	31,279	17,752	35,504	37,279	19%
01 8060	Tax Assessor-SBISD	8,000	8,000	8,000	8,000	0	8,000	8,000	0%
01 8090	Bad Debts	0	0	0	1,000	0	1,000	1,000	0%
01 8130	Bank/Credit Card Charges	10,655	14,994	4,696	4,800	1,981	4,000	4,500	-6%
01 8140	Child Safety	23,281	11,614	276	2,000	1,670	2,000	2,000	0%
01 8150	Community Relations	6,554	5,317	6,804	7,500	3,069	7,500	7,500	0%
01 8170	Data Processing	5,405	6,091	6,978	9,500	4,525	9,500	9,700	2%
01 8210	Delivery Service	0	0	94	200	0	200	200	0%
01 8250	Dues/Tuition & Subscriptions	6,061	5,027	4,213	6,800	2,747	6,800	6,800	0%
01 8260	Elections	949	6,812	10,585	6,000	300	600	13,500	125%
01 8270	Electricity	2,425	2,343	2,002	2,275	1,118	2,275	2,275	0%
01 8290	Emergency Management	104	0	150	500	0	500	500	0%
01 8370	Fire Department	936,889	951,786	925,710	900,778	487,922	900,778	924,319	3%
01 8410	Animal Control	101	130	142	400	212	400	400	0%
01 8450	Insurance-General	3,771	3,793	8,543	4,810	-93	5,098	5,347	11%
01 8530	Meetings	365	1,093	583	1,500	43	1,500	1,500	0%
01 8610	Court - General	2,843	1,901	4,244	2,850	1,181	3,000	3,500	23%
01 8615	Court-Translation	1,391	1,135	1,340	1,500	300	1,500	1,000	-33%
01 8620	Court-Warrant Fees	0	0	0	200	0	0	200	0%
01 8625	Court-Technology	1,167	7,295	6,203	7,425	3,803	7,300	7,300	-2%
01 8626	Court-Security	3,664	0	0	5,000	19,692	19,692	1,000	-80%
01 8630	Natural Gas	0	0	0	600	0	0	0	-100%
01 8650	Police Department	1,384,847	1,334,056	1,266,845	1,350,814	663,862	1,350,814	1,350,814	0%
01 8660	Police Dept - Off Duty	0	0	0	0	0	0	0	0%
01 8710	Prof Fees-Accounting	16,860	15,174	15,326	15,345	15,343	15,345	15,496	1%
01 8720	Prof Fees-Eng.	3,397	150,260	0	20,000	2,000	20,000	20,000	0%
01 8730	Prof Fees-Legal	13,863	14,632	8,697	15,000	9,033	21,680	25,000	67%
01 8750	Special Fees/Codification	913	1,026	3,013	3,000	2,319	2,319	3,000	0%

**CITY OF BUNKER HILL VILLAGE
ADOPTED 2013 BUDGET
ALL FUNDS**

Acct. #	Description	12/31/09 Actual	12/31/10 Actual	12/31/11 Actual	2012 Adopted Budget	6/30/12 Actual	Projected EOY Actual @6/30/12	2013 Adopted Budget	2012 Budget vs 2013
01 8760	Prof Fees - Inspections	29,835	23,705	21,330	30,000	11,160	26,784	30,000	0%
01 8810	Streets-Drainage	50,761	34,764	31,185	30,000	9,889	32,000	35,000	17%
01 8830	Streets-Repairs	255	12,250	7,464	106,500	51,959	106,500	110,000	3%
01 8835	Streets-TPDES		2,092	197	2,500	2,025	2,025	2,500	0%
01 8890	Telephone	7,342	7,805	8,634	8,555	4,913	9,850	10,150	19%
01 8930	Travel	6,058	4,510	713	6,000	618	2,000	6,000	0%
	TOTAL SUPPORT SERVICES	2,559,046	2,659,909	2,387,801	2,596,632	1,320,113	2,609,964	2,649,780	2%
	TOTAL G&A OPERATING EXP.	2,883,564	3,000,787	2,707,018	2,930,137	1,480,074	2,941,134	3,036,050	4%
	CAPITAL OUTLAYS								
01 9140	Capital - Equip / Building	0	0	7,156	0	1,060	1,060	0	
01 9150	Capital - Mach & Equip	0	10,308	3,525	0	0	0	0	
01 9160	Capital - Vehicles	0	0	0	0	0	0	0	
01 9170	Capital - Office Equip & Furniture	0	10,469	0	0	0	0	13,000	
01 9180	Capital - Infrastructure	22,955	74,939	21,794	30,000	18,401	30,000	472,000	
01 9250	Capital Reserves	0	0	18,327	497,483	0	496,423	168,543	
	TOTAL CAPITAL OUTLAYS	22,955	95,716	50,802	527,483	19,461	527,483	653,543	24%
	TOTAL G & A EXPENSES	2,906,519	3,096,503	2,757,820	3,457,620	1,499,534	3,468,617	3,689,593	7%
	REVENUES OVER/(UNDER) EXP	147,579	-56,340	429,305	-247,806	1,231,261	-234,523	-324,431	31%

City of Bunker Hill Village 2012 Tax Rate

DEBT SERVICE RATE: .126635
MAINT.& OPER. RATE: .171220
TOTAL: .297855



**CITY OF BUNKER HILL VILLAGE
ADOPTED 2013 BUDGET
ALL FUNDS**

Acct. #	Description	12/31/09 Actual	12/31/10 Actual	12/31/11 Actual	2012 Adopted Budget	6/30/12 Actual	Projected EOY Actual @6/30/12	2013 Adopted Budget	2012 Budget vs 2013	
DEBT SERVICE										
REVENUES										
03	4010	Taxes-Current Year	1,377,788	1,335,555	1,324,452	1,867,211	1,851,954	1,867,211	1,808,575	-3%
03	4020	Taxes-Prior Years	4,178	2,898	8,120	3,540	-26	5,000	5,340	51%
03	4030	Taxes-Penalty & Interest	7,794	6,144	8,152	6,970	5,371	7,500	7,270	4%
03	4710	Premium	27,704	0	0	0	4,654	4,654	0	0%
03	4910	Interest Income	29,336	2,198	1,305	800	1,322	2,282	2,200	175%
TOTAL DEBT SERVICE REVENUE		1,446,800	1,346,795	1,342,030	1,878,521	1,863,275	1,886,647	1,823,385	-3%	
EXPENSES										
SUPPORT SERVICES										
03	8490	Interest Expense	524,415	460,781	429,956	657,223	392,655	657,223	513,576	-22%
03	8750	Special Fees	4,412	1,912	1,912	4,000	1,000	4,000	4,000	0%
TOTAL SUPPORT SERVICES		528,827	462,693	431,868	661,223	393,655	661,223	517,576	-22%	
CAPITAL OUTLAYS										
03	9660	2002 Bond Principal	250,000	260,000	275,000	290,000	290,000	290,000	0	-100%
03	9670	2005 Bond Principal	100,000	105,000	110,000	115,000	115,000	115,000	120,000	4%
03	9680	2009 Bond Principal	0	505,000	515,000	525,000	525,000	525,000	540,000	3%
03	9690	2011 Bond Principal			0	280,000	280,000	280,000	315,000	13%
03	9695	2012 Bond Principal				0	0	0	320,000	0%
03	9710	Cost of Issuance	109,933	0	2,500	0	0	0	0	0%
TOTAL CAPITAL OUTLAYS		888,449	870,000	902,500	1,210,000	1,210,000	1,210,000	1,295,000	7%	
TOTAL DEBT SERVICE EXPENSES		1,417,276	1,332,693	1,334,368	1,871,223	1,603,655	1,871,223	1,812,576	-3%	
REVENUES OVER/(UNDER) EXP		29,523	14,102	7,662	7,298	259,620	15,424	10,809	48%	

**CITY OF BUNKER HILL VILLAGE
 EXPECTED CASH BALANCE AT YEAR ENDING
 DECEMBER 31, 2012**

DEBT SERVICE - I & S

Cash on Hand @ 12/31/11	\$1,047,346
Investments	\$401,690
Less 2011 Property Tax Revenue	(\$891,514)
TOTAL	\$557,522

Cash on Hand @ 6/30/12	\$817,142
Expected Revenue (July thru Dec. 2012)	\$23,372
Expected Expenditures (July thru Dec. 2012)	<u>(\$267,568)</u>

Expected Cash on Hand @ 12/31/12 \$572,946

**CITY OF BUNKER HILL VILLAGE
PROPERTY TAX RATES
2000 - 2012**

\$.XX Per \$100 of Valuation.

TAX YEAR	TAXABLE VALUES	M & O		DEBT		TOTAL	
		Rate	Revenue	Rate	Revenue	Rate	Revenue
2012	1,428,179,061	0.171220	2,445,328.19	0.126635	1,808,574.55	0.297855	4,253,902.74
2011	1,356,274,888	0.170040	2,306,209.82	0.137672	1,867,210.76	0.307712	4,173,420.58
2010	1,318,183,655	0.172147	2,269,213.62	0.100893	1,329,955.04	0.273040	3,599,168.65
2009	1,330,763,057	0.164861	2,193,909.28	0.100001	1,330,776.36	0.264862	3,524,685.65
2008	1,237,913,140	0.167015	2,067,500.63	0.110924	1,373,142.77	0.277939	3,440,643.40
2007	1,116,259,097	0.167279	1,867,267.05	0.122418	1,366,502.06	0.289697	3,233,769.12
2006	1,031,824,977	0.175381	1,809,624.96	0.132563	1,367,818.14	0.307944	3,177,443.11
2005	973,481,031	0.175528	1,708,731.78	0.132416	1,289,044.64	0.307944	2,997,776.43
2004	928,264,099	0.187874	1,743,966.89	0.123273	1,144,299.00	0.311147	2,888,265.90
2003	884,594,263	0.180269	1,594,649.00	0.129098	1,141,994.00	0.309367	2,736,643.00
2002	828,551,854	0.200808	1,663,798.41	0.115273	955,096.58	0.316081	2,618,894.99
2001	774,362,384	0.232015	1,796,636.00	0.086982	673,555.00	0.318997	2,470,191.00
2000	690,066,974	0.234763	1,620,021.00	0.097500	672,815.00	0.332263	2,292,836.00

M & O refers to the portion of the tax rate established by the tax ordinance to be used for Maintenance and Operations of the General Fund activities.

DEBT refers to that portion of the tax rate dedicated by the tax ordinance to be used to retire the current year general obligation debt service, as budgeted in the Debt Service Fund.


**CITY OF BUNKER HILL VILLAGE
DEBT SERVICE SCHEDULE
FOUR YEAR PROJECTION - 2013 THRU 2016**

Bond Description	Due April 1st			Due October 1st			TOTALS		
	Principal	Interest	Total	Princ.	Interest	Total	Principal	Interest	Total
<u>DUE IN 2013</u>									
Series 2005	120,000.00	47,883.75	167,883.75	0.00	45,423.75	45,423.75	120,000.00	93,307.50	213,307.50
Series 2009	540,000.00	51,471.88	591,471.88	0.00	44,721.88	44,721.88	540,000.00	96,193.76	636,193.76
Series 2011	315,000.00	113,312.50	428,312.50	0.00	110,162.50	110,162.50	315,000.00	223,475.00	538,475.00
Series 2012	320,000.00	51,900.00	371,900.00	0.00	48,700.00	48,700.00	320,000.00	100,600.00	420,600.00
TOTALS	1,295,000.00	264,568.13	1,559,568.13	0.00	249,008.13	249,008.13	1,295,000.00	513,576.26	1,808,576.26
<u>DUE IN 2014</u>									
Series 2005	125,000.00	45,423.75	170,423.75	0.00	43,236.25	43,236.25	125,000.00	88,660.00	213,660.00
Series 2009	555,000.00	44,721.88	599,721.88	0.00	37,784.38	37,784.38	555,000.00	82,506.26	637,506.26
Series 2011	325,000.00	110,162.50	435,162.50	0.00	106,912.50	106,912.50	325,000.00	217,075.00	542,075.00
Series 2012	325,000.00	48,700.00	373,700.00	0.00	45,450.00	45,450.00	325,000.00	94,150.00	419,150.00
TOTALS	1,330,000.00	249,008.13	1,579,008.13	0.00	233,383.13	233,383.13	1,330,000.00	482,391.26	1,812,391.26
<u>DUE IN 2015</u>									
Series 2005	135,000.00	43,236.25	178,236.25	0.00	40,705.00	40,705.00	135,000.00	83,941.25	218,941.25
Series 2009	570,000.00	37,784.38	607,784.38	0.00	29,234.38	29,234.38	570,000.00	67,018.76	637,018.76
Series 2011	330,000.00	106,912.50	436,912.50	0.00	103,612.50	103,612.50	330,000.00	210,525.00	540,525.00
Series 2012	335,000.00	45,450.00	380,450.00	0.00	40,425.00	40,425.00	335,000.00	85,875.00	420,875.00
TOTALS	1,370,000.00	233,383.13	1,603,383.13	0.00	213,976.88	213,976.88	1,370,000.00	447,360.01	1,817,360.01
<u>DUE IN 2016</u>									
Series 2005	140,000.00	40,705.00	180,705.00	0.00	38,080.00	38,080.00	140,000.00	78,785.00	218,785.00
Series 2009	585,000.00	29,234.38	614,234.38	0.00	20,459.38	20,459.38	585,000.00	49,693.76	634,693.76
Series 2011	340,000.00	103,612.50	443,612.50	0.00	100,212.50	100,212.50	340,000.00	203,825.00	543,825.00
Series 2012	350,000.00	40,425.00	390,425.00	0.00	35,175.00	35,175.00	350,000.00	75,600.00	425,600.00
TOTALS	1,415,000.00	213,976.88	1,628,976.88	0.00	193,926.88	193,926.88	1,415,000.00	407,903.76	1,822,903.76

City of Bunker Hill Village Utility Fund Revenues

2012 Adopted Budget

Total \$2,379,270



- Water Service 60%
- Waste Water Service 22%
- Solid Waste Service 18%

2013 Proposed Budget

Total \$2,668,998



- Water Service 63%
- Waste Water Service 21%
- Solid Waste Service 16%

**CITY OF BUNKER HILL VILLAGE
ADOPTED 2013 BUDGET
ALL FUNDS**

Acct. #	Description	12/31/09 Actual	12/31/10 Actual	12/31/11 Actual	2012 Adopted Budget	6/30/12 Actual	Projected EOY Actual @6/30/12	2013 Adopted Budget	2012 Budget vs 2013
UTILITY FUND									
REVENUES									
04	4120 Sales Tax Collected	3,584	4,363	4,345	4,000	2,208	4,416	4,500	13%
04	4410 Water Sales	1,269,232	1,152,004	1,966,846	1,359,470	604,567	1,471,307	1,611,502	19%
04	4420 Water Taps	53,430	43,840	47,805	45,760	22,110	44,220	45,290	-1%
04	4510 Waste Water Sales	524,409	500,327	559,394	523,240	242,061	533,139	541,506	3%
04	4520 Waste Water Taps	7,650	7,200	7,650	6,950	4,565	9,130	8,000	15%
04	4610 Solid Waste Sales	391,650	385,138	405,305	423,300	210,130	425,831	438,780	4%
04	4630 Solid Waste Bags	3,095	2,472	0	0	0	0	0	0%
04	4750 Late Payment Fees	13,760	11,418	17,167	11,800	5,610	11,219	13,270	12%
04	4910 Interest Income	16,886	3,750	4,124	3,750	2,733	5,433	5,400	44%
04	4920 Miscellaneous Income	1,265	48,087	705	1,000	145	750	750	-25%
TOTAL UTILITY FUND REVENUE		2,284,962	2,158,600	3,013,341	2,379,270	1,094,130	2,505,446	2,668,998	12%

**CITY OF BUNKER HILL VILLAGE
 EXPECTED CASH BALANCE AT YEAR ENDING
 DECEMBER 31, 2012**

Utility Fund

Cash on Hand @ 12/31/11	\$1,498,093
Investments	\$903,052
Less Valley Star Billing	(\$439,371)
TOTAL	\$1,961,773

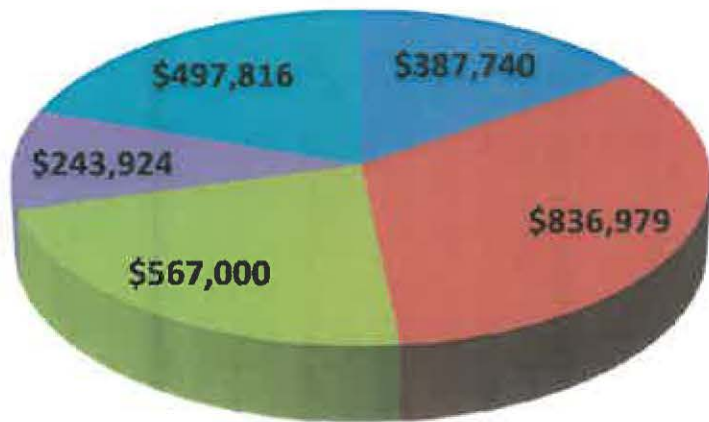
Cash on Hand @ 06/30/2012	2,235,550
Expected Revenue (July thru Dec. 2012)	1,411,316
Expected Expenditures (July thru Dec. 2012)	(1,314,559)
Expected Valley Star @ 12/31/12	(491,880)
Formal Reserves @ 12/31/12	<u>(831,981)</u>

Expected Cash on Hand @ 12/31/12 **\$1,008,447**

City of Bunker Hill Village Utility Fund Expenditures

2012 Adopted Budget

Total \$2,533,459



- Personnel 15%
- Commodities/Maint/Support 33%
- Water Purchase COH 22%
- Waste Water Treatment 10%
- Capital Outlays 20%

2013 Proposed Budget

Total \$3,271,698



- Personnel 12%
- Commodities/Maint/Support 28%
- Water Purchase COH 20%
- Waste Water Treatment 7%
- Capital Outlays 33%

**CITY OF BUNKER HILL VILLAGE
ADOPTED 2013 BUDGET
ALL FUNDS**

Acct. #	Description	12/31/09 Actual	12/31/10 Actual	12/31/11 Actual	2012 Adopted Budget	6/30/12 Actual	Projected EOY Actual @6/30/12	2013 Adopted Budget	2012 Budget vs 2013
UTILITY FUND									
EXPENSES									
PERSONNEL									
04 5010	Wages	260,292	284,667	281,776	280,485	145,187	280,374	299,165	7%
04 5020	Wages-Overtime	10,257	15,281	11,618	12,000	5,582	11,164	12,000	0%
04 5110	Payroll Taxes-Medicare	21,035	22,881	22,444	23,140	11,670	23,340	24,570	6%
04 5120	Payroll Taxes-TWC	236	669	378	380	1,370	1,500	1,450	282%
04 5210	Retirement-TMRS	35,873	34,626	34,427	26,740	14,072	28,144	29,650	11%
04 5310	Insurance-Workers Comp.	4,585	3,941	8,127	4,905	-458	5,100	5,105	4%
04 5325	Insurance-Dental	902	1,035	1,076	1,100	612	1,224	1,375	25%
04 5330	Insurance-Disability	1,754	1,786	1,786	1,875	801	1,601	1,850	-1%
04 5340	Insurance-Medical	39,632	32,132	36,054	36,350	20,951	41,902	39,500	9%
04 5350	Insurance-Life	692	724	724	765	299	598	675	-12%
	TOTAL PERSONNEL	375,378	397,743	398,411	387,740	200,086	394,949	415,340	7%
COMMODITIES									
04 6090	Chemicals	6,343	10,661	16,497	15,000	3,563	15,000	15,000	0%
04 6250	Fuel	5,170	7,031	9,085	10,670	4,496	11,885	12,641	18%
04 6340	Garbage-Dumping Fees	571	1,936	1,920	2,000	1,380	2,000	2,000	0%
04 6410	Landscaping	2,058	3,002	3,476	4,450	3,004	6,700	9,350	110%
04 6490	Janitorial	1,200	1,200	1,280	1,240	600	1,200	1,260	2%
04 6650	Postage	4,580	3,033	4,053	4,045	1,568	4,000	4,310	7%
04 6660	Printing & Stationary	2,861	3,025	2,538	3,500	844	2,500	3,500	0%
04 6730	Supplies-General	529	1,002	1,609	2,000	252	2,000	2,000	0%
04 6810	Tools & Equipment	568	82	84	500	15	500	500	0%
04 6970	Uniforms	1,877	2,032	1,858	2,310	771	2,250	2,365	2%
	TOTAL COMMODITIES	-21,541	33,004	42,400	45,714	16,494	48,035	52,926	16%
MAINTENANCE									
04 7110	Building Maintenance	265	790	425	2,000	1,064	2,000	7,000	250%
04 7220	Equipment-General	0	318	41	250	746	746	250	0%
04 7230	Equipment-Office	750	571	919	750	359	900	950	27%
04 7410	Vehicles	7,505	4,513	6,133	3,500	868	3,500	3,500	0%

**CITY OF BUNKER HILL VILLAGE
ADOPTED 2013 BUDGET
ALL FUNDS**

Acct. #	Description	12/31/09 Actual	12/31/10 Actual	12/31/11 Actual	2012 Adopted Budget	6/30/12 Actual	Projected EOY Actual @6/30/12	2013 Adopted Budget	2012 Budget vs 2013
04 7510	Water-Fire Hydrants	3,852	2,126	0	5,000	0	5,000	5,000	0%
04 7520	Water-Wells/Pumps	33,623	31,304	56,669	35,000	23,162	35,000	35,000	0%
04 7530	Water Tanks	346	2,550	0	5,000	1,875	5,000	5,000	0%
04 7535	Water Lines	1,283	3,680	4,621	5,000	4,629	8,000	7,500	50%
04 7540	Water Meters	33,712	16,323	25,876	30,000	10,824	25,000	30,000	0%
04 7610	Waste Water-Lines	18,179	13,725	528	15,000	145	15,000	50,000	233%
04 7620	Waste Water-Manholes	67	0	0	2,000	0	2,000	2,000	0%
	TOTAL MAINTENANCE	99,583	75,899	95,212	103,500	43,672	102,146	146,200	41%
	SUPPORT SERVICES								
04 8010	Advertising	0	0	270	500	0	500	500	0%
04 8090	Bad Debts	0	0	0	1,000	0	1,000	1,000	0%
04 8130	Bank Charges	0	186	1,962	2,000	1,064	2,000	2,000	0%
04 8170	Data Processing	9,650	7,006	8,775	10,315	2,531	10,315	10,315	0%
04 8210	Delivery Service	132	0	0	200	37	200	200	0%
04 8250	Dues/Tuition & Subscriptions	1,134	822	594	2,400	2,554	3,650	3,600	50%
04 8270	Electricity	117,988	97,397	124,096	113,300	24,523	75,000	113,300	0%
04 8330	Equipment Rental	0	0	0	2,000	0	2,000	2,000	0%
04 8450	Insurance-General	9,255	7,913	17,344	9,765	-189	10,350	10,855	11%
04 8630	Natural Gas	848	807	618	1,135	241	600	1,135	0%
04 8720	Professional Fees-Eng.	89,662	71,426	1,132	25,000	162	25,000	25,000	0%
04 8750	Special Fees	107,089	106,801	107,093	119,330	190,375	200,000	120,000	1%
04 8890	Telephone	4,329	4,720	5,764	5,610	3,399	7,025	7,240	29%
04 8930	Travel	295	340	0	1,000	169	500	1,000	0%
04 8940	Water Purchase/COH	250,857	375,712	620,792	567,000	325,284	765,000	645,000	14%
04 8970	Waste Water Treatment Fee	182,500	176,531	108,780	189,000	75,164	178,000	178,000	-6%
04 8980	Wastewater Treatment/COH	0	0	0	54,924	0	52,509	50,645	-8%
04 8990	Solid Waste Collection	360,516	379,732	389,434	394,210	200,273	400,546	412,562	5%
	TOTAL SUPPORT SERVICES	1,134,256	1,229,391	1,386,653	1,498,689	825,586	1,734,195	1,584,352	6%
	TOTAL UB OPERATING EXP.	1,587,676	1,736,037	1,922,676	2,035,643	1,085,838	2,279,324	2,198,818	8%
	CAPITAL OUTLAYS								
04 9140	Capital - Equip / Building	0	0	0	0	0	0	0	0
04 9150	Capital - Mach & Equip	0	0	10,574	0	0	0	0	0

**CITY OF BUNKER HILL VILLAGE
ADOPTED 2013 BUDGET
ALL FUNDS**

Acct. #	Description	12/31/09 Actual	12/31/10 Actual	12/31/11 Actual	2012 Adopted Budget	6/30/12 Actual	Projected EOY Actual @6/30/12	2013 Adopted Budget	2012 Budget vs 2013
04 9160	Capital - Vehicles	0	0	0	15,000	0	0	25,000	
04 9175	Capital - Water Meters	59,866	4,285	0	240,000	118,927	240,000	0	
04 9180	Capital - Infrastructure	2,403	540,010	0	0	0	0	0	
04 9182	Capital - Infrastr Water Well		74,039	27,761	0	0	0	130,000	
04 9200	Depreciation & Amoritization	412,101	0	398,839	0	0	0	0	
04 9250	Capital Reserves	0	0	160,241	242,816	0	242,815	917,880	
	TOTAL CAPITAL OUTLAYS	474,370	618,334	597,415	497,816	118,927	482,815	1,072,880	116%
	TOTAL UTILITY EXPENSES	2,062,046	2,354,370	2,520,091	2,533,459	1,204,765	2,762,139	3,271,698	29%
	REVENUES OVER/(UNDER) EXP	222,916	-195,771	493,250	-154,189	-110,636	-256,693	-602,700	291%

**CITY OF BUNKER HILL VILLAGE
ADOPTED 2013 BUDGET
ALL FUNDS**

Acct. #	Description	12/31/09 Actual	12/31/10 Actual	12/31/11 Actual	2012 Adopted Budget	6/30/12 Actual	Projected EOY Actual @6/30/12	2013 Adopted Budget	2012 Budget vs 2013
METRO									
REVENUES									
10 4810	Sales Tax Metro	129,000	129,000	129,000	129,000	0	129,000	129,000	0%
10 4910	Interest Income	8,386	2,274	4,728	2,300	1,635	2,715	2,280	-1%
TOTAL METRO REVENUE		137,386	131,274	133,728	131,300	1,635	131,715	131,280	0%
EXPENSES									
SUPPORT SERVICES									
10 6890	Traffic Signs & Signals	7,029	3,856	5,083	7,000	0	5,000	7,000	0%
10 8770	Administrative Costs	20,000	20,769	20,000	20,000	10,000	20,000	20,000	0%
10 8810	Streets-Drainage	38,675	41,126	29,119	55,855	16,184	41,000	67,250	20%
10 8820	Street Lighting	12,132	12,584	13,792	15,040	6,663	15,000	15,450	3%
10 8830	Streets-Repairs & Maint	4,925	10,000	0	20,000	0	10,000	20,000	0%
10 8852	Strey Lane Drainage Project						75,000	0	0%
10 8855	Memorial Overlay Prj	89,140							0%
10 8857	Strey Overlay	0	0		0	0	0	0	0%
10 8858	Streets - Medians	40,083	0		0	0	0	0	0%
10 9180	Capital - Infrastructure	0	291,924	2,579	0	0	0	400,000	0%
TOTAL SUPPORT SERVICES		211,983	380,260	70,572	117,895	32,848	166,000	529,700	349%
TOTAL METRO EXPENSES		211,983	380,260	70,572	117,895	32,848	166,000	529,700	349%
REVENUES OVER/(UNDER) EXP		-74,597	-248,986	63,156	13,405	-31,212	-34,285	-398,420	-3072%

**CITY OF BUNKER HILL VILLAGE
 EXPECTED CASH BALANCE AT YEAR ENDING
 DECEMBER 31, 2012**

METRO

Cash on Hand @ 12/31/11	\$248,335
Investments	\$754,583
Owed back for Memorial Overlay Prj	<u>(\$346,637)</u>
TOTAL	\$656,281

Cash on Hand @ 6/30/12	\$970,299
Expected Revenue (July thru Dec. 2012)	\$130,080
Expected Expenditures (July thru Dec. 2012)	<u>(\$133,152)</u>
Owed back for Memorial Overlay Prj	<u>(\$346,637)</u>

Expected Cash on Hand @ 12/31/12 \$620,589

**CITY OF BUNKER HILL VILLAGE
ADOPTED 2013 BUDGET
ALL FUNDS**

Acct. #	Description	12/31/09 Actual	12/31/10 Actual	12/31/11 Actual	2012 Adopted Budget	6/30/12 Actual	Projected EOY Actual @6/30/12	2013 Adopted Budget	2012 Budget vs 2013
2011 BOND FUND									
REVENUES									
12 4832	2011 Bond Funds			8,000,000	0	0	0	0	0%
12 4910	Interest Income			262	2,000	12,638	18,638	8,000	300%
Total 2011 Bond Fund Revenue				8,000,262	2,000	12,638	18,638	8,000	300%
EXPENSES									
SUPPORT SERVICES									
12 8720	Prof Fees-Eng.			268,058	0	74,930	455,868	0	0%
12 8852	Strey Lane Drainage Project			508	5,589,936	606,478	5,137,369	0	-100%
12 8853	Blalock - Piney Point Outfall			0	2,003,000	0	0	1,953,000	-2%
12 9710	Cost of Issuance			143,999	0	0	0	0	0%
TOTAL SUPPORT SERVICES				412,565	7,592,936	681,408	5,593,237	1,953,000	-74%
TOTAL 2011 BOND FUND EXP.				412,565	7,592,936	681,408	5,593,237	1,953,000	-74%
EXCESS REV. (OVER)/UNDER EXP.				7,587,697	-7,590,936	-668,770	-5,574,599	-1,945,000	-74%

**CITY OF BUNKER HILL VILLAGE
EXPECTED CASH BALANCE AT YEAR ENDING
DECEMBER 31, 2012**

2011 BOND FUND

Cash on Hand @ 6/30/12	\$6,972,276
Expected Revenue (July thru Dec. 2012)	\$6,000
Expected Expenditures (July thru Dec. 2012)	<u>(\$4,911,829)</u>
	Expected Cash on Hand @ 12/31/12 <u><u>\$2,066,447</u></u>

**SUMMARY OF CAPITAL BY FUND
FOR BUDGET YR 2013**

	General	Debt Srv	Utility	METRO	2011 Bond
Expected Cash Balance @ 12/31/2012	3,056,923	572,946	2,332,308	967,226	2,066,447
Formal Reserves @ 12/31/2012	(615,317)	0	(831,981)	0	0
UTILITY FUND - Valley Star thru 12/31/2012			(491,880)		
METRO - Owed back for Memorial Overlay Prj				(346,637)	0
ESTIMATED BALANCE @ 12/31/2012	2,441,606	572,946	1,008,447	620,589	2,066,447
Estimated Surplus/(Shortfall) from 2013 Budget	332,112	10,809	470,180	1,580	8,000
ESTIMATED BALANCE @ 12/31/2013	2,773,718	583,754	1,478,627	622,169	2,074,447
2013 Capital Projects and Equipment					
Computer Server & Court Laptops	(13,000)				
(3) City Markers	(22,000)				
Replace Ford F250 Pickup			(25,000)		
Recoating Interior Roof - Grnd Storage Tnk @ Wtr Plnt #2			(70,000)		
Replacement of 2 Hydro Tanks @ Wtr Plnt #1			(60,000)		
2yr Reserve -Replc. Grnd Storage Tnk @ Wtr Plnt #1			(625,000)		
Taylorcrest Resurfacing	(200,000)			(400,000)	
Blalock Construction					(200,000)
Upscale Pipe - Eastside Drainage	(250,000)				
Flintdale In-line Construction					(1,635,000)
W146 Point Repairs & Video Line					(118,000)
Proposed Reserves	31,457		(292,880)		
Total Capital Projects, Equipment & Reserves	(453,543)	0	(1,072,880)	(400,000)	(1,953,000)
ESTIMATED BALANCE @ 12/31/2013	2,320,175	583,754	405,747	222,169	121,447

Estimated 6 month operating reserve

1,500,000

1,000,000

**City of Bunker Hill Village
Reserve Funds 2013 Fiscal Year**

			Useful Life	Estimated Life Remaining	Estimated Current Replacement Cost	Funds Reserved Prior Years	Over Under Reserve	Yearly Amortization 2013	TOTAL RESERVED @ 12/31/2013
GENERAL FUND									
City Hall - General Admin		Unit #							
2006	Ford Escape	503	10	4	30,000	15,000	15,000	3,750	18,750
	City Hall Air Conditioner/Heater		15	1	20,000	9,177	10,823	4,333	13,510
	Maint. Bld Air Conditioner/Heater	2011	15	14	5,000	5,000	0	0	5,000
	Computer System - Software		10	6	60,000	24,000	36,000	6,000	30,000
	Computer System - Server	08/07	5	0	10,000	10,000	0	0	0
	Copier	2010	5	3	15,000	6,000	9,000	3,000	9,000
	City Hall Roof	2011	10	10	50,000	53,940	-3,940	-3,940	50,000
	Maint. Bld Roof		20	6	30,000	12,000	18,000	3,000	15,000
	Total G&A Reserves				220,000	135,117	84,883	16,143	141,260
Streets									
	Wolfpac 2500 Roller	1996	10	2	15,000	10,200	4,800	2,400	12,600
	Total Street Reserves				15,000	10,200	4,800	2,400	12,600
	Emergency Preparedness			1	620,000	470,000	150,000	150,000	620,000
	TOTAL GENERAL FUND				855,000	615,317	239,683	168,543	773,860

**City of Bunker Hill Village
Reserve Funds 2013 Fiscal Year**

			Useful Life	Estimated Life Remaining	Estimated Current Replacement Cost	Funds Reserved Prior Years	Over Under Reserve	Yearly Amortization 2013	TOTAL RESERVED @ 12/31/2013
UTILITY FUND									
Utility Department									
1992	F350 Ford Flatbed PU	501				will not replace			
2011	Ford Ranger PU	502	10	9	15,000	0	15,000	1,667	1,667
2001	F250 Ford PU	500	10	1	25,000	12,450	12,550	12,550	0
2007	Ford Ranger PU	504	10	4	15,000	7,500	7,500	1,875	9,375
2008	GMC Sewer Jet Truck	507	20	16	90,000	18,000	72,000	4,500	22,500
2008	J. Deere 310SJ Backhoe		20	16	65,000	13,000	52,000	3,250	16,250
	SCADA		20	11	100,000	26,670	73,330	6,666	33,336
Subtotal Utility Reserves					310,000	77,620	232,380	30,508	83,128
<i>Water Plant - See Exhibit A</i>									
Subtotal Water Plant					2,026,000	754,360	1,271,640	262,372	1,016,732
TOTAL UTILITY FUND					2,336,000	831,980	1,504,020	292,880	1,099,860

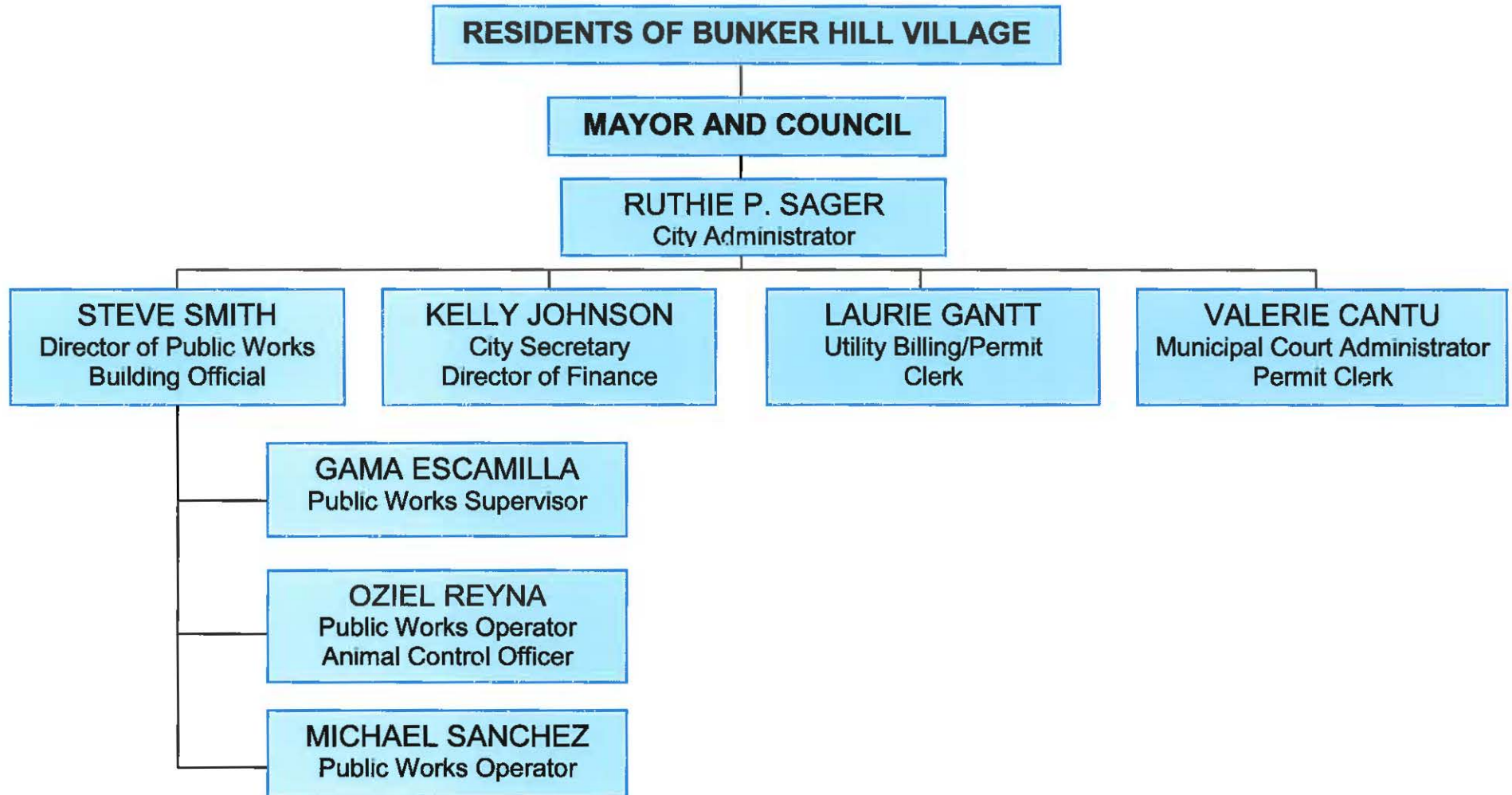
**City of Bunker Hill Village
Utility Fund - Water Plant Worksheet
Exhibit A
Reserve Funds Fiscal Year 2013**

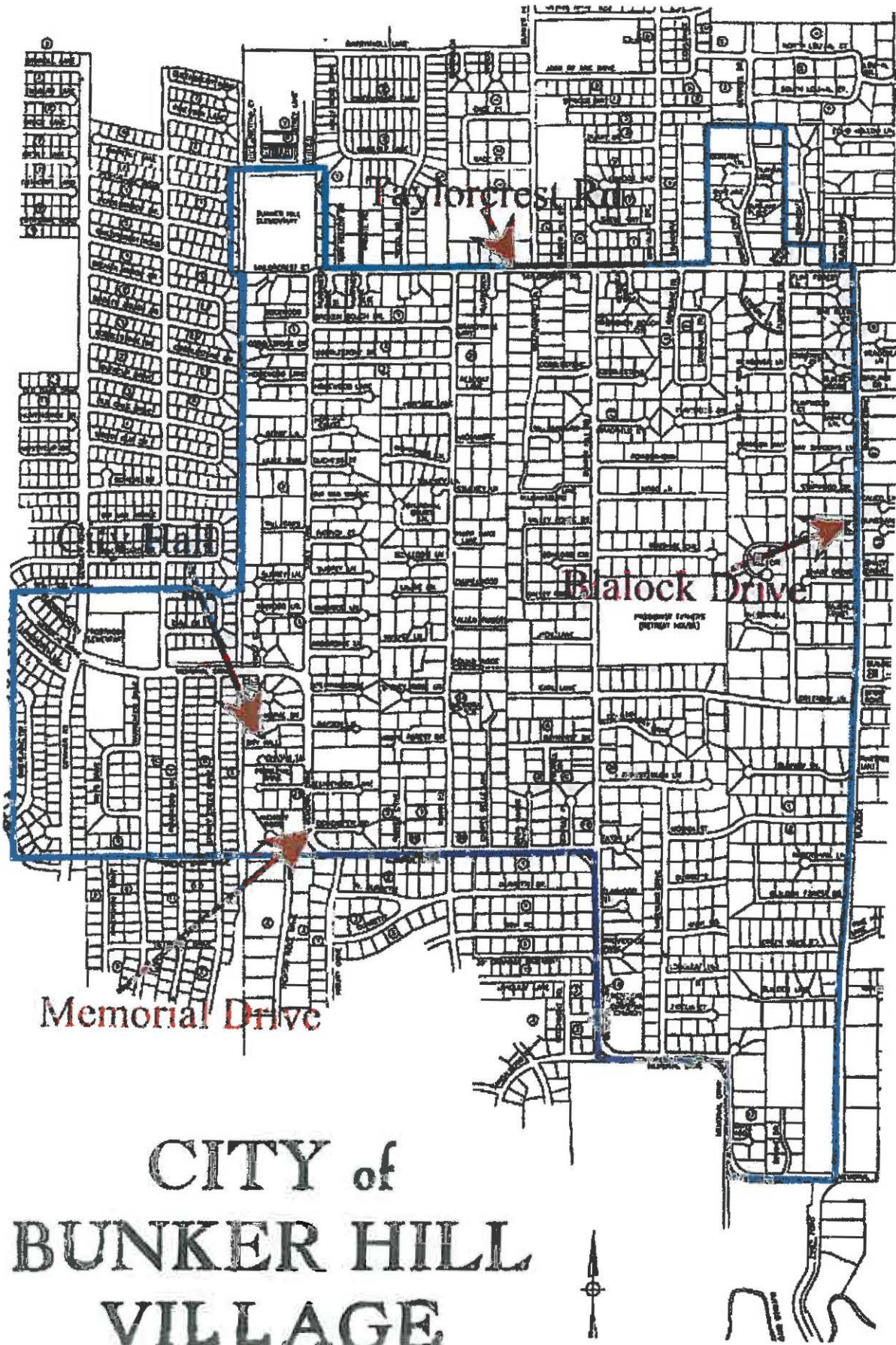
	YEAR	Useful Life	Estimated Life Remaining	Replacement Cost	Funds Reserved Prior Years	Over Under Reserve	Yearly Amortization 2013	TOTAL RESERVED @ 12/31/2013	Future Amounts To Be Reserved
<u>Pumps - Booster</u>									
Booster Pump City Hall - #1	2005	15	1	12,000	9,600	2,400	2,400	12,000	0
Booster Pump City Hall - #2	2005	15	1	12,000	9,600	2,400	2,400	12,000	0
Booster Pump City Hall - #3	2005	15	1	12,000	9,600	2,400	2,400	12,000	0
Booster Pump City Hall - #4	2005	15	1	12,000	9,600	2,400	2,400	12,000	0
Booster Pump Taylorcrest - #1	2003	15	1	12,000	9,600	2,400	2,400	12,000	0
Booster Pump Taylorcrest - #2	2003	15	1	12,000	9,600	2,400	2,400	12,000	0
Booster Pump Taylorcrest - #3	2003	15	1	12,000	9,600	2,400	2,400	12,000	0
Booster Pump Taylorcrest - #4	2003	15	1	12,000	9,600	2,400	2,400	12,000	0
Total Pumps				96,000	76,800	19,200	19,200	96,000	0
<u>Ground Storage Tanks - Welded</u>									
Tank City Hall - 500,000 gallons	1993	20	11	500,000	133,332	366,668	33,333	166,665	333,335
Tank Taylorcrest - 250,000 gallons	1993	20	11	250,000	66,668	183,332	16,667	83,335	166,665
Total Tanks				750,000	200,000	550,000	50,000	250,000	500,000
<u>Hydro-Tanks</u>									
Hydro City Hall-#1 20,000 gallons	1993	20	11	75,000	20,000	55,000	5,834	25,834	49,166
Hydro-Taylorcrest-#1 20,000 gallons	1993	20	11	75,000	20,917	54,083	4,917	25,834	49,166
Hydro-Taylorcrest-#2 10,000 gallons	1993	20	11	30,000	8,000	22,000	2,000	10,000	20,000
Total Hydro-Tanks				180,000	48,917	131,083	12,751	61,668	118,332
<u>Electrical Control Panel & Bid</u>									
City Hall (Well #2)	1993	20	11	80,000	(8,388)	88,388	35,053	26,665	53,335
Taylorcrest (Well #1)	1993	20	11	80,000	21,332	58,668	5,333	26,665	53,335
Memorial Drive (Well #4)	1993	20	11	50,000	13,332	36,668	6,112	19,444	30,556
Memorial Drive (Well #3)	1993	20	11	50,000	16,388	33,612	3,056	19,444	30,556
Total Electrical Panel				260,000	42,664	217,336	49,554	92,218	167,782
<u>Generators</u>									
City Hall - 500 KW	2003	20	11	200,000	49,142	150,858	13,714	62,856	137,144
Enclosure	2003			no	0	0	0	0	0
Taylorcrest - 135 KW	1993	20	6	120,000	48,000	72,000	12,000	60,000	60,000

**City of Bunker Hill Village
Utility Fund - Water Plant Worksheet
Exhibit A
Reserve Funds Fiscal Year 2013**

	YEAR	Useful Life	Estimated Life Remaining	Replacement Cost	Funds Reserved Prior Years	Over Under Reserve	Yearly Amortization 2013	TOTAL RESERVED @ 12/31/2013	Future Amounts To Be Reserved
Enclosure	1993			no	0	0	0	0	0
Total Generators				320,000	97,142	222,858	25,714	122,856	197,144
<u>Water Well</u>									
Well #1 - Taylorcrest	1993/2010		1	72,500	18,857	53,643	53,643	72,500	0
Well #2 - 11977 Memorial	1993		1	72,500	72,500	0	0	72,500	0
Well #3 - 11951 Memorial	1993		1	72,500	72,500	0	0	72,500	0
Well #4 - 11977 Memorial	1993/2010		1	72,500	51,580	20,920	20,920	72,500	0
Total Water Wells				290,000	215,437	74,563	74,563	290,000	0
<u>Ammonia Bld</u>									
Taylorcrest (Well #1)	2003		2	35,000	21,000	14,000	7,000	28,000	7,000
City Hall (Well #2)	2003		2	35,000	20,190	14,810	7,000	27,190	7,810
Total Ammonia Bld				70,000	41,190	28,810	14,000	55,190	14,810
<u>Chlorine Bld</u>									
Taylorcrest (Well #1)	2003		2	30,000	18,800	11,200	5,600	24,400	5,600
City Hall (Well #2)	2000		2	30,000	13,410	16,590	10,990	24,400	5,600
Total Chlorine Bld				60,000	32,210	27,790	16,590	48,800	11,200
GRAND TOTAL				2,026,000	754,360	1,271,640	262,372	1,016,732	1,009,268

City of Bunker Hill Village Organizational Chart Fiscal Year 2013





Taylorcrest Rd

Ballock Drive

Memorial Drive

CITY of BUNKER HILL VILLAGE